

Machines for Woodworking Shops

HOMAG

2019 | 2020 Product Range

Storage, Saw, Edge, Return, CNC, Moulding,
Sanding, Painting, Packing, Software

YOUR SOLUTION





Solutions for woodworking shops.

Customers are making increasingly specific requests, and hardly any two pieces of furniture are the same. However, the demand for quality and precision remains unchanged. That's why woodworking shops need machines that they can rely on — both now and into the future.

HOMAG offers solutions that allow you to continue to produce items efficiently and in whichever way you want. Regardless of whether you are just starting out with an entry-level machine or are looking to add suitable components to your workshop, we will help you forge your path to becoming a successful business — with machines and technology for wood-processing businesses of any size, including software and service. As your business develops, so too do the machines and technology. www.homag.com

YOUR SOLUTION

CONTENT

- 04 HOMAG for woodworking shops
- 10 Storage and feed systems
- 16 Panel dividing saws
- 28 Edge banding machines
- 42 CNC processing
- 56 Moulding
- 60 Wide-belt sanding machines
- 64 Painting and laminating
- 68 Assembly technology and packaging
- 74 Software solutions for the woodworking and furniture industries
- 88 Networking the workshop
- 94 Life Cycle Services

On-site, worldwide.

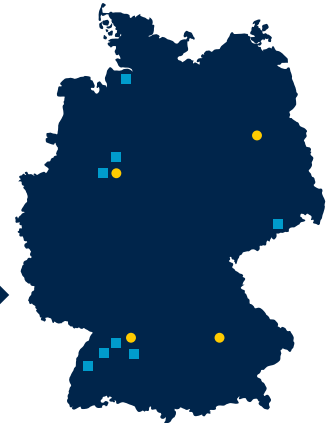
HOMAG has local sales partners in more than 100 countries. More than 6500 employees across 37 production, service, and sales locations around the world perform bespoke work at your request. This is the basis for strong partnerships, particularly with woodworking shops. For the love of wood: We haven't forgotten our roots.

This is why we support all carpenters and joiners in maintaining their success. We do this not only by offering state-of-the-art machines and technology, but also by providing extensive consulting and training services. In doing so, we ensure that you receive exactly the right solution for your situation at all times.

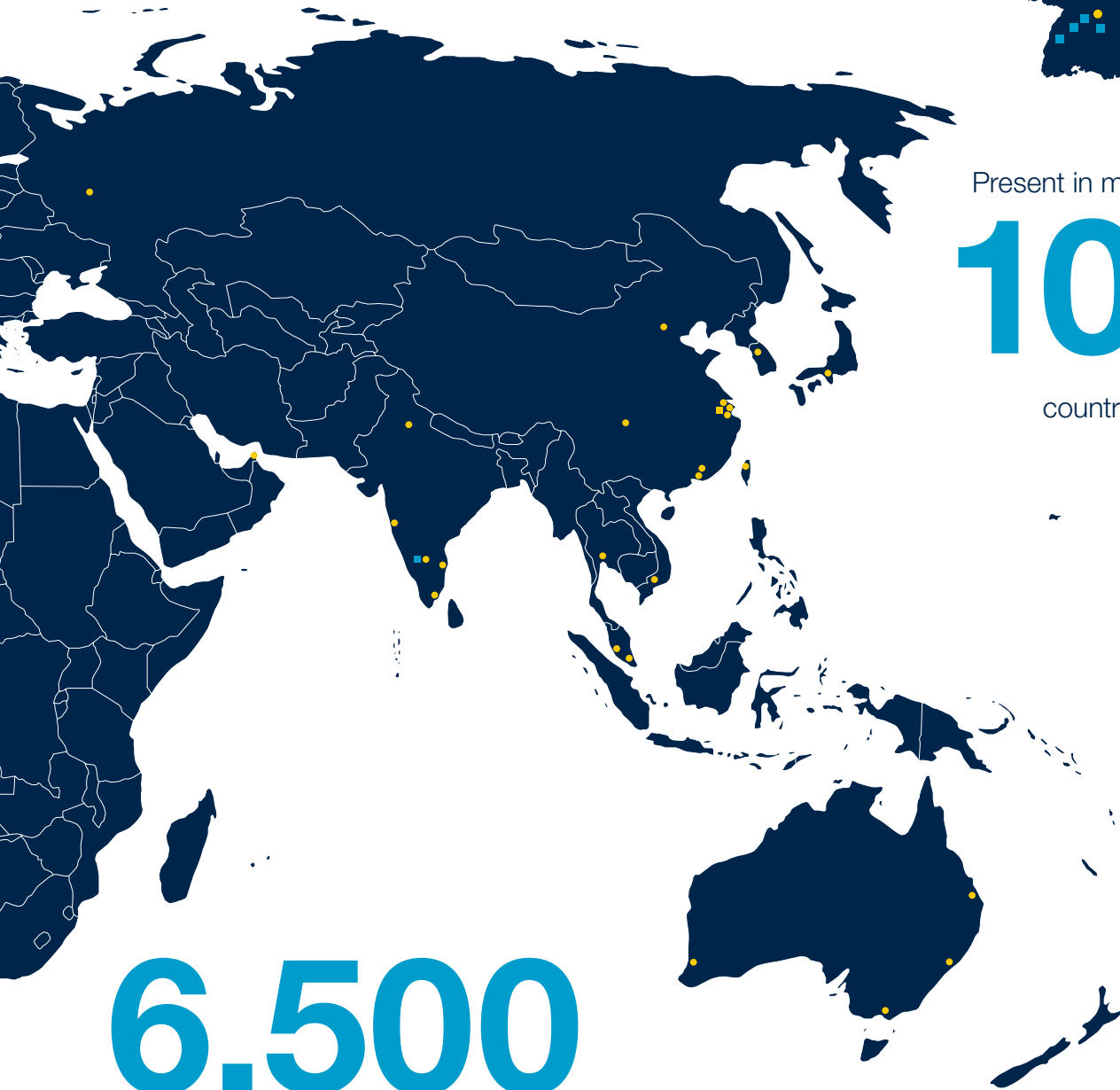
As we see it, this includes supporting your business digitally — one step at a time and entirely in line with your ideas. Whether we support you through intuitive operation, practical networking, or the automation of some of your work steps, we always focus on one thing: saving you time, costs, and worry.



More than
30%
global market share



Present in more than
100
countries



6,500
Employees worldwide

 HOMAG SALES & SERVICE COMPANY
 HOMAG PRODUCTION SITE

You provide the wood. We provide the code.

Digitalization here, transformation there. Digital change is knocking at the wooden door, and it means business. But change doesn't necessarily have to be a bad thing — it frequently offers new opportunities. Carpentry workshops in particular do not have to become fully automated industrial businesses to maintain their competitive edge. HOMAG can help you by providing the appropriate entry-level modules. We are more than happy to hold an individual discussion with you to find out which solution is most suited to your needs.

Get started.

Achieve transparency, identify potential, and improve your existing processes with the right entry-level solutions.

Adapt one step at a time.

Increase your productivity with automated machines or embedded autonomous production cells.

Automate as needed.

Ensure highly efficient production along the entire value creation chain with integrated production solutions that extend from order to delivery.






The software solutions from HOMAG provide you with optimal support along the entire process chain. From the CAD/CAM solution, through the cutting optimization, to the digital aids in form of apps, we offer you a holistic, modular solution that is perfectly adapted to your needs.

No need to branch out.

The question of how they can achieve even greater success in the future is one that joiners and carpenters are faced with on a daily basis. Our portfolio provides the perfect answer: handling systems, panel dividing technology, dimensioning and edge processing, drilling systems, moulding and sanding technology, painting and laminating technology, automation systems, and software. HOMAG covers the complete process chain for the production of furniture and components.

As a manufacturer of individual machines and complex production systems, we have amassed a wealth of experience over the decades. This means that you can now benefit from services such as consulting, planning, financing, production, automation, processes, assembly, and packaging — with HOMAG, the customer gets everything from a single source. For you, this means a high level of precision, innovative technology, and coordinated components, allowing you to achieve long-term success.



**Production
planning**



Financing



Construction



**Data
generation**



Planning



Storage



Cutting




Sorting and loading



Surface processing



Formatting & edging



Drilling & fixture positioning



Assembly



Packaging



Service



For the love of wood

Always in stock: the perfect solution.

Storage systems for woodworking shops.

Our storage systems provide a solution for logistical challenges at the start of your process chain without hindering your existing work sequence. Feedback from woodworking shops clearly demonstrates that our systems result in better organization, a transparent overview of warehouse stocks, and measurably improved material requirement.




Intelligent logistics is a key to success

HOMAG storage systems are intelligent all-rounders that leave nothing to be desired. In all production sizes, the material flow is optimized, stock levels are transparently managed and processing machines are optimally utilized.

The success is measurable immediately! Production capacity is increased, staff and quality costs are reduced and order processing becomes more flexible, faster and more economical.

STORETEQ S-200 STORAGE SYSTEM

	Basic machine	With optional extras
Span width (mm)	5,000	12,000
Frame length (mm)	10,000	50,000
Speed		
Bridge (m/min)	60	max. 25% power increase by increasing acceleration and speeds
Carriage (m/min)	80	
Lift drive (m/min)	30	
Workpiece length (mm)	2,000 – 4,200	max. 5,600
Workpiece width (mm)	800 – 2,200	min. 400
Workpiece thickness, unprocessed panels (mm)	from 12	from 3
Workpieces, coated (mm)	from 8	from 3
Workpiece weight (kg)	250	250
Stack height (mm)	2,100	2,500



Profitable handling – STORETEQ S-200 is cost-efficient, even in the smallest spaces

The STORETEQ S-200 optimizes the storage area and saves you valuable production space.

- Fast return on investment – the combination with a saw pays off from just 20 panels to be cut per day
- Intelligent standby – the machine only consumes energy when it is moving
- Optimum material consumption through to the offcut thanks to sophisticated material management

Advantages for production – transparency and safety all around the processing machine

Standardized interfaces link the STORETEQ S-200 to other machines to form an effective processing center.

- Handling without any extra costs – coated panels from a thickness of 8 mm thanks to the ST 61 suction cross rail, which is already included in the standard machine
- High flexibility due to ideal use of the available space even in the smallest rooms
- Increase in productivity of up to 40% with the same number of personnel



woodStore 7 – storage management system for transparent flow of information and material

With woodStore, HOMAG is providing its storage systems with intelligent control. It is the brains behind each storage system and optimizes all processes in the storage facility. woodStore links the order system with order processing, manages leftover material, optimizes material movements. With its modules, the storage control system calculates storage organization that best suits the customer.

Highlights

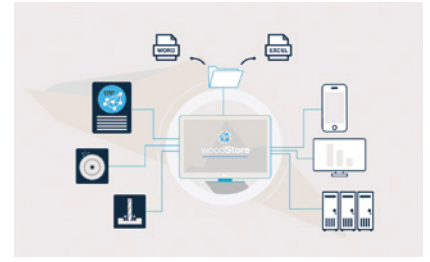
- **Open database systems** enables seamless integration
- **Multiterminal offers transparency** and ergonomic operation
- **Smart Connected System:** full integration of optimization, processing machine, and storage into one cutting system
- **intelliStore:** flexible storage organization that automatically adjusts to production conditions
- **Complete offcuts management** prevents the buildup of offcuts
- **Forklift operator management:** enables material supply separate from cutting
- **Management of outside storage** is integrated
- **Easy Edit production lists:** easy to change orders and sequence
- **Various storage strategies** enable easy adjustment to production scenarios
- **Optimization of the production** sequence enables high performance



Mobile operation Various functions can be controlled via mobile end devices on the machine's WiFi.



Offcut management The Offcut management provides support for the operator in management of manual offcuts. A signal lamp shows whether the offcut may be removed or whether it is already planned for another order.



Smart Connected System Complete integration of optimization, saw and storage into one cutting-to-size system with standardized interfaces that match.



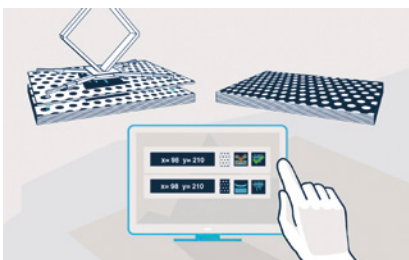
Email Alert In the event of malfunctions in the storage process, the system will send an e-mail to a defined e-mail account



User management The user management is fully integrated into the HOMAG powerTouch framework. The users created and logged in there are automatically transferred to the storage software

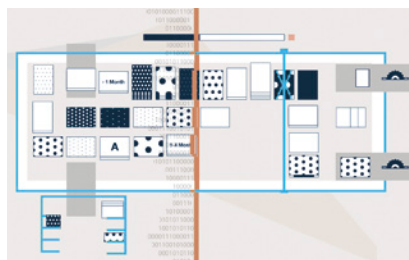


Integrated image database Easy selection and assignment of panel decors for the realistic representation of the panels available in the storage facility

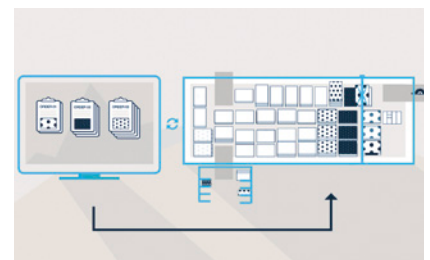


Smart Separation Learning Fully automatic panel separation that requires only two panel handling settings.

- panel = suction yes / no
- panel = flexible yes / no



woodStore Analyzer The program examines and analyzes the main functions of a customer's warehouse over an individually specified period of time in order to determine if the customer is using the warehouse system optimally.



IntelliStore All storage movements are monitored permanently and automatically adjusted to the current production conditions.



KE HOMAG

SAWTEQ B-300

KE HOMAG



For the love of wood

Be a cut above the rest.

Panel dividing saws for woodworking shops.

Every business has different requirements when it comes to the saws they use, but one thing is always the same: The saw must operate with the utmost precision. With our models, this is guaranteed. Whether it's a single saw, angular saw unit, or large-scale system; whether you've added individual extras or just the basic equipment — our panel dividing saws let you process orders quickly, cost-effectively, and in whichever way you want.

intelliDivide – the easy way to first-class optimization results

Upload parts list online, done. The result is cutting patterns and whole runs in several variants to choose from. That's how easy intelliDivide is to use.

In detail: The cloud-based optimization software intelliDivide uses significantly higher computing capacities than a locally installed optimization software and can therefore swiftly provide the user with several alternative optimization results. Using intelliDivide, users can select not only a purely cutting waste-oriented result, but also other variants – for instance the option with the shortest machine running time or simplest handling. Just pick whichever suits your specific needs. The application possibilities are diverse and are aimed at both trade and industry. For example, do you want to optimize your cutting patterns every now and then without

having to buy, install and maintain a software solution? Then intelliDivide is the right choice for you. IntelliDivide can easily be used on demand – as software as a service.

But intelliDivide is also very attractive for large companies. This is because via the cloud, you can optimize cutting patterns extremely quickly, intelligently and precisely with the help of a huge calculation engine. All new HOMAG saws are tapio-ready so that the machine configuration of your saw can be automatically detected by intelliDivide and taken into account with every optimization in the cloud. This pays off in any case with high material throughput.

Find out more in the “intelliGuide” flyer.





CADmatic 5 – intuitive to operate and open for digital networking

CADmatic 5 is the state-of-the-art, high-performance saw control system from HOMAG. It provides a vast range of functions and great ease of use thanks to its intuitive operating concept and clear administrative functions. What's more, CADmatic 5 is open for communication with other machines and software solutions.

CADmatic 5 – the change in perspective. The latest generation of the HOMAG saw controller features a new assistance graphic that clearly shows the machine operator what he has to do next. Compared to the previous process graphic that showed all work steps on the saw directly (and can still be called up if required), this new graphic gives operators a 180-degree view!

Highlights:

- The new 3D assistance graphic supports the operator and is intuitive to operate, which shortens the training period and reduces errors to a minimum
- This results in efficient processes and a steady output
- Simple handling via tapping and swiping (touch functions)
- Quick change between the individual sections
- Graphically supported diagnostics
- powerTouch – Operating surface
- Ready for connection to tapio
- 21" full-HD widescreen monitor with multi-touch display

Find out more in the "CADmatic" brochure.

Designed for precision and efficiency from the very beginning: Cutting solutions for woodworking shops and medium-sized businesses

Here you will find the ideal saws for trade and medium-sized businesses. We offer panel saws for all requirements, first-rate software and continual technology innovations, such as the innovative Power Concept for up to 40% more power, efficient saw-storage combinations or handling solutions

from feeding through to destacking. Or the new “intelliGuide” operator assistance system, which guides the operator through the whole cutting process with the help of LEDs or even lasers. Of course, we also have solutions for industrial production.

SAWTEQ B-130	
Saw blade projection (mm)	65
Cut length(s) (mm)	3.200
Speed of saw carriage (m/min)	up to 60
Speed of program fence (m/min)	up to 60
Operating software	CADmatic 5
Monitor	21" full-HD widescreen monitor with multi-touch display

SAWTEQ B-200	
Saw blade projection (mm)	65 (optional: 80 or 95)
Cut length(s) (mm)	3,200 / 3,800 / 4,300
Speed of saw carriage (m/min)	up to 80 (optional up to 120)
Speed of program fence (m/min)	up to 80
Operating software	CADmatic 5
Monitor	21" full-HD widescreen monitor with multi-touch display




SAWTEQ B-130 – precision at the best possible price.

- In the standard version, the smallest HOMAG saw has everything you need for cutting individual panels and small series.
- It costs little more than a circular saw, but cuts much more efficiently. This is due to proven HOMAG technologies as well as many automation and processing options.
- With CADmatic 5, you benefit from a modern, intuitive control system software with an assistance graphic that shows you the next processing step. In addition, your saw is tapio-ready.

SAWTEQ B-200 – the flexible single saw for trade – powerful and upgradeable.

- The SAWTEQ B-200 offers everything you need for the panel layout in the trade sector: a high level of power, precision and flexibility.
- The extensively equipped saw can be individually upgraded at any time.
- You remain flexible and have a cutting solution that grows with your needs.
- With CADmatic 5, you benefit from a modern, intuitive control system software with an assistance graphic that shows you the next processing step. In addition, your saw is tapio-ready.



SAWTEQ B-200 – the new single saw with lifting table.

This saw has all the options of the SAWTEQ B-200 single saw. However, thanks to the new integrated lifting table, it is capable of substantially higher throughput. It can be fed by forklift truck, with entire books of panels that are then singly and automatically pushed onto the rear machine table for the cutting process. That saves time, improves the ergonomics and speeds up the production process. Available with the PRACTIVE power concept on request.

SAWTEQ B-200 WITH LIFTING TABLE FEED	
Saw blade projection (mm)	65 (optional: 80 or 95)
Cut length(s) (mm)	3,200 / 3,800 / 4,300
Lifting table width (mm)	2,200
Speed of saw carriage (m/min)	up to 80 (optional up to 120)
Speed of program fence (m/min)	up to 80
Operating software	CADmatic 5
Monitor	21" full-HD widescreen monitor with multi-touch display


SAWTEQ B-300	
Saw blade projection (mm)	80 (optional: 95)
Cut length(s) (mm)	3,200 / 3,800 / 4,300 / 5,600
Speed of saw carriage (m/min)	up to 130 (optional up to 150)
Speed of program fence (m/min)	up to 90
Operating software	CADmatic 5
Monitor	21" full-HD widescreen monitor with multi-touch display



SAWTEQ B-300 – ready for networked production.


- The proven basic model from the 3 series offers you maximum performance in a small space.
- The ideal solution for increasing demands in trade.
- It is ideal for batch size 1 production as well as for smaller series production. The SAWTEQ B-300 is also the first choice for connection to a storage system.

SAWTEQ B-300 WITH LIFTING TABLE FEED	
Saw blade projection (mm)	80 (optional: 95)
Cut length(s) (mm)	3,200 / 3,800 / 4,300 / 5,600
Lifting table width (mm)	2,200
Speed of saw carriage (m/min)	up to 130 (optional up to 150)
Speed of program fence (m/min)	up to 90
Operating software	CADmatic 5
Monitor	21" full-HD widescreen monitor with multi-touch display



SAWTEQ B-300 with lifting table feed

- Ready for large orders
- The saw has everything that makes series 3 strong, plus an impressive integrated lifting table for automatic feed
- This allows you to speed up processes and increase your production significantly.
- Very large selection of optional features, meaning this saw will meet all requirements



SAWTEQ B-300 multiTec – the efficient solution for building facades and partition walls

The SAWTEQ B-300 multiTec panel dividing saw completes three processing steps fully automatically in a single pass: sawing, drilling and routing. What is the advantage? This allows you to produce complete and ready-to-assemble elements with a high level of precision on just one machine – without having to change station.

- Faster production due to significantly reduced processing times, processing on the CNC machine is not necessary
- Any dust generated does not settle on the panel
- Software-controlled with numerous expansion options such as cutting pattern optimization using Cut Rite software, or CADmatic functions such as “Material-specific parameters” for automatic adjustment of the saw on the respective panel material
- Suitable for almost all panel materials made from wood and plastic, as well as panels made from plaster and composite materials
- More ergonomic and precise work than when processing with circular saws or vertical saws
- Due to the elimination of current conventional handling processes, the risk of damage is significantly reduced

Find out more in the „multiTec“ brochure.

SAWTEQ B-300 MULTITEC	
Saw blade projection (mm)	80 (optional: 95)
Cut length(s) (mm)	4,300 / 5,600
Speed of saw carriage (m/min)	up to 130 (optional up to 150)
Speed of program fence (m/min)	up to 90
Operating software	CADmatic 5
Monitor	21" full-HD widescreen monitor with multi-touch display
Number of vertical drilling spindles	9, of which 3 in the cutting direction, 5 in the program fence direction, 1 corner spindle
Drilling spindle grid (mm)	32
Drill diameter (mm)	max. 35, min. 2


SAWTEQ B-400	
Saw blade projection (mm)	110 (optional: 125)
Cut length(s) (mm)	3,200 / 3,800 / 4,300 / 5,600
Speed of saw carriage (m/min)	up to 130 (optional up to 150)
Speed of program fence (m/min)	up to 90
Operating software	CADmatic 5
Monitor	21" full-HD widescreen monitor with multi-touch display

SAWTEQ B-400 WITH LIFTING TABLE FEED	
Saw blade projection (mm)	110 (optional: 125)
Cut length(s) (mm)	3,200 / 3,800 / 4,300 / 5,600
Lifting table width (mm)	2,200
Speed of saw carriage (m/min)	up to 130 (optional up to 150)
Speed of program fence (m/min)	up to 90
Operating software	CADmatic 5
Monitor	21" full-HD widescreen monitor with multi-touch display



SAWTEQ B-400 – powerful and ready for more.

The SAWTEQ B-400 is the ideal cutting solution for growing businesses and anyone who produces medium to large batch sizes. The combination of power, speed and reliable technology is what makes these panel saws so attractive. They offer a remarkable throughput with saw blade projections of 110 mm or 125 mm.



SAWTEQ B-400 with lifting table feed – sets the right tempo for cutting.

The SAWTEQ B-400 with lifting table feed is a high-performance saw for processing larger quantities of panels to finished quality. The saw is reliable, precise and offers excellent throughput at high speeds. thanks to features such as the lifting table for automatic feeding.



Cut Rite – the optimization software for cutting.

- World's leading software for optimizing the cutting of panel-shaped materials
- Powerful and user-friendly program
- You can optimize the speed or the waste and consequently the total cost of the cutting
- Individual parameterization
- Can be integrated in a company-specific IT environment
- Demand-based update and service contracts

Find out more in the Cut Rite brochure and on page 84 of this brochure.

The future of cutting


HOMAG is revolutionizing cutting with the saws in the flexTec series. The machine concept with robot technology allows fully automated processes and unlimited recuts and can operate completely autonomously over long distances, depending on the version. This creates flexibility and gives your staff time for other tasks.

The SAWTEQ B-320 flexTec saw enables highly flexible order-based/customer-based production. This innovative cutting cell has been designed especially for processing single panels and completely redefines the parts flow. The robotics are the key to highly efficient batch size 1 production.



The SAWTEQ B-300 flexTec and SAWTEQ B-400 flexTec saws are based on the SAWTEQ B-300 and SAWTEQ B-400 saws. They combine the many processing options of these popular saws with the robot performance for automated batch size 1 cutting. Ideal for businesses with a wide variety of orders and minimal production space.

Tip: Combining the flexTec saws with a HOMAG storage system will unlock the saws' full potential.



SAWTEQ B-320 FLEXTEC

Saw blade projection (mm)	58
Cut length(s) (mm)	3,200 / 4,300
Panel dimensions max. (mm)	3,150 x 2,200 at 3,200 mm cutting length, 4,300 x 2,200 at 4,300 mm cutting length
Part size (mm)	max. 2,800 x 1,200 min. 240 x 80
Speed of saw carriage (m/min)	Up to 150
Speed of program fence (m/min)	up to 90
Operating software	CADmatic 5
Monitor	21" full-HD widescreen monitor with multi-touch display

SAWTEQ B-320 flexTec

Individual batch size 1 cutting on a large scale.

- This cutting cell completely redefines the parts flow for individual cutting – regardless of whether this is as a standalone solution or interlinked
- Software and lifting tables in the robot's field of action allow for unmanned operation over longer distances
- Fully automated sequences, no limit for recuts
- Increases the efficiency in production and frees up time for other tasks
- The robot takes over all the panel handling
- For up to 1,500 parts per shift

Special robot and programming knowledge is not required!

SAWTEQ B-300 flexTec and SAWTEQ B-400 flexTec



Automatically efficient. Manually versatile. The new HOMAG SAWTEQ B-300 flexTec and SAWTEQ B-400 flexTec saws are fantastically flexible. The saws combine the numerous processing options provided by conventional saws with the robot performance for automated batch size 1 cutting. As a result, maximum versatility in terms of cutting can be achieved by switching between automatic and manual mode.

In robot mode:

- Highly efficient batch size 1 production with up to 800 parts per shift
- Low unit costs per part
- No operating personnel required

In operator mode:

- Full freedom of action in the cut
- Maximum flexibility
- For example, for package cutting or dividing thin panels




TECHNICAL DATA	SAWTEQ B-300 flexTec SAWTEQ B-400 flexTec
Panel size	max. 3,200 mm x 2,100 mm
Part size	max. 2,800 mm x 1,200 mm min. 190 mm x 100 mm
Panel thickness	max. 60 mm min. 8 mm
Productivity	up to 800 parts / shift
Max. panel weight	125 kg
Max. Weight per unit area	20 kg / m ²

For the love of wood

Show off a clear edge.

Edge banding machines for woodworking shops.

No two orders are the same. Our flexible solutions for formatting and edge banding can prepare you for this in the best possible way, as the machines are precisely aligned to the day-to-day realities of being a joiner: a wide variety of materials, precise processing, and efficient production.





The basis for success

If you are new to mechanical edge processing, you have come to the right place. Thanks to their short and compact design, these machines are suitable for use even in the smallest of workshops. With these models, we enable complete processing of your workpieces. From manual

unit adjustment to multi-level technology with automated operation — these machines have got everything covered. With these machines you can meet key requirements such as zero joint or PUR glue processing.

EDGETEQ T-100 200	
Machine length (mm)	2,078 / 1,130
Feed speed (m/min)	var. 3 – 9 / manuel
Edge thickness (mm)	0,5 – 3 / 0,4 – 3
Workpiece thickness (mm)	10 – 55 / 16 – 55

EDGETEQ S-200	
Machine length (mm)	3,672 – 4,570
Feed speed (m/min)	8
Edge thickness (mm)	0.3 – 3
Workpiece thickness (mm)	8 – 40
	8 - 60 (1120 F / 1130 FC)



Table machines – flexible solutions for shaped parts.

- The flexible machine concept for gluing and processing of shaped components
- Direct glue application and individually positionable distance cams ensure a wide application spectrum
- Digital edge length preselection to activate the roller separating device automatically for long workpieces
- Flush trimming machine, equipped with precision ball bearings to trace the workpiece for consistent trimming results
- Optional end snipping device for the complete processing of straight and shaped components

Series EDGETEQ S-200 – the perfect starting point.

- Available also with a joint trimming unit for perfect cuts and optimum glue joint quality
- Glue applied directly to the workpiece by means of a gluing roller for uniform glue application, such as for PUR granulate
- Dual-motor snipping unit for optimum snipping results
- Profile trimming unit for rounding corners
- 2 empty slots in the post-processing section can be fitted with any options for outstanding flexibility
- airTec unit for a perfect zero joint



Series EDGETEQ S-240 – level machine for demanding requirements.

- Available also with a joint trimming unit for perfect cuts and optimum glue joint quality
- Profile trimming unit for rounding corners
- Trimming unit for a clean trimming result with optimum extraction using DFC tooling technology (Dust-Flow-Control) and optional automation
- airTec unit for a perfect zero joint
- Top QA 65N glue application system for quick change (EVA/PUR) and easy cleaning
- Multi-level technology on the scraper ensures versatile use with changing materials (1240 FC)
- Pneumatics for fully automatic and highly flexible adjustment of the machine to the edge thickness as well as different profiles (1210 HF/1220 HF/1230 HF)

EDGETEQ S-240	
Machine length (mm)	3.507 – 5.272
Feed speed (m/min)	11
Edge thickness (mm)	0.3 – 6
Workpiece thickness (mm)	8 – 60



Series EDGETEQ S-300 – the high-performance mid-range solution.

- High-strength gluing due to optimum workpiece pre-heating
- Multifunctional profile trimming unit for corner rounding and flush milling
- Extremely fast set-up times thanks to pneumatic adjustment and entry via the powerTouch control system
- Multi-level technology on the trimmer and scraper as standard, ensuring extremely flexible use with changing materials (1440 E)
- Top QA 65N glue application system for quick change (EVA/PUR) and easy cleaning
- Optimal PUR processing thanks to a cartridge pre-melting unit
- Servo axes for fully automatic and highly flexible adjustment of the machine to the panel and edge thickness as well as different profiles (1430 HF/1440 HF)

EDGETEQ S-300	
Machine length (mm)	4,773 – 5,573
Feed speed (m/min)	11 – 14
Edge thickness (mm)	0.3 – 8
Workpiece thickness (mm)	8 – 60

The ambitious mid-range solution

These machines feature a comprehensive range of units, high feed speeds and high-performance motors. From perfect zero joints and PUR glue processing in the glue joint, to highly flexible corner processing and an optimum finish. If you need

a highly flexible all-rounder, these are for you. A high degree of automation as standard or unlimited flexibility in equipping the units, whatever you choose, we have the perfect machine to suit your needs.



EDGETEQ S-380	
Machine length (mm)	5.760 – 6.260
Feed speed (m/min)	8 – 18 (optional 8 – 20)
Edge thickness (mm)	0,3 – 12 (15)
Workpiece thickness (mm)	8 – 60

Series EDGETEQ S-380 – the highly flexible all-rounder.

- QA 65N gluing system for faster color and glue changes (EVA/PUR), simple cleaning and precise metering (optional)
- Trimming unit for a clean trimming result and with optimum extraction using DFC (dust flow control) tooling technology
- Servotrim profile trimming unit ensures gentle tracing, ideal for processing lightweight panels and high-gloss surfaces
- airTec unit for a perfect zero joint
- Multi-level technology on the trimmer and scraper as standard, ensuring extremely flexible use with changing materials (1650E)
- Multilevel technology on the profile trimmer. Easy to switch between 2 profiles
- Servo axes for fully automatic and highly flexible adjustment of the machine to the panel and edge thickness as well as different profiles (1650 HF/1660 HF)

EDGETEQ S-380 profiLine series – Machines that can be equipped for any task on a fully individual basis.

- The profiLine toolbox always offers the optimum solution to meet your requirements

EDGETEQ S-500: Entry into the industrial class

The Ambition series is characterized by the comprehensive standard equipment: belt-type top pressure unit made of steel for precise workpiece guidance, all trimming tools

with I system for optimum chip removal and processing quality. Variable feed in different performance classes of 16 – 30 m/min for high productivity.

EDGETEQ S-500, MODELS 2270 – 2284

Machine length (mm)	8,365 – 9,365
Feed speed (m/min)	16 – 20
Edge thickness (mm)	0.3 – 3
Workpiece thickness (mm)	8 – 60

EDGETEQ S-500, MODELS 2470 – 2492

Machine length (mm)	8,365 – 10,365
Feed speed (m/min)	16 – 25
Edge thickness (mm)	0.3 – 3
Workpiece thickness (mm)	8 – 60



Impressive technology: EDGETEQ S-500

Models 2270, 2280, 2274, 2284.

These models can be used for edge gluing, precise snipping and finish processing, including rounding of face sides.

- The finishing unit at the outfeed removes any glue residue and ensures the edges grip well
- PUR can also be used if required
- The profile trimming unit can also be used to round veneer edges with no tears
- With airTec, the zero joint technology can be used if required
- A feed rate of up to 20 m/min ensures that the machine provides optimum productivity

Variable edge gluing: EDGETEQ S-500

Models 2470, 2480, 2474, 2484, 2481, 2491, 2482, 2492.

These models can be used for edge gluing, precise snipping and finish processing, including rounding of face sides.

- The profile trimming unit offers optimum processing quality
- These models enable automatic changeovers between 2 profiles in the blink of an eye, e.g. a radius of 2 mm and a radius of 3 mm
- With airTec, the zero joint technology can be used if required
- A feed rate of up to 25 m/min enables demand-based productivity for businesses with higher performance requirements



EDGETEQ S-500, MODELS 2660 – 2671

Machine length (mm)	7,365 – 8,365
Feed speed (m/min)	16 – 30
Edge thickness (mm)	0.3 – 3
Workpiece thickness (mm)	8 – 60

**Efficiency for increasingly stringent demands:
EDGETEQ S-500 Models 2660, 2670, 2671**

All machines in the HOMAG Ambition series offer:

- Programming in Windows standard for simple, familiar operation
- Optimum trimming quality and optimum chip collection using I-tools
- Steel top pressure beam with composite belt for precise workpiece clamping
- Operated using powerTouch for optimum clarity
- Furthermore, the models can be used with a feed rate of up to 30 m/min

EDGETEQ S-500 profiLine: Machines as unique as your furniture

The profiLine series is suitable for any application and offers feed speeds of 20, 25, and 30 m/min. It processes all types of edge materials used in today's applications. Select the

units that are best suited to your requirements from our extensive toolbox. Thanks to workpiece feed systems, workpieces can be fed in with logic and precision.



EDGETEQ S-500 PROFILINE	
Machine length (mm)	6,365 – 13,365
Feed speed (m/min)	16 – 20 (25,30)
Edge thickness (mm)	0,3 – 20
Workpiece thickness (mm)	12 – 60 (optional 8 – 100)

Equipped as required: EDGETEQ S-500 profiLine.

The EDGETEQ S-500 profiLine is a real all-rounder for gluing edges of up to 3-mm on rolls of material and solid strips of up to 20 mm.

- Universal profile trimming units with one, two or four motors for tear-free copying, including of veneer edges
- Automatic changeovers to different profiles
- Selection of any units from the extensive modular range of industrially tried and tested units

In addition, the range for individual equipment options offers scope for the complete processing of aluminum edges or entry into fully automated flexible production. With the "airTec" and "laserTec – Next Generation" (due to patent restrictions, this solution can only be used with Rehau edging in Germany) processes, you produce parts with a visual zero joint in the very highest quality. The FK31 powerTrim profile trimming unit makes performance and quality available in the industry standard.

New series | EDGETEQ S-500: Greater versatility thanks to a new design and additional units

The new EDGETEQ S-500 series of HOMAG edge banding machines—with feed speeds of 20 m/min and 25 m/min—offers more equipment and therefore greater versatility. The machines are built onto a new basic machine with a new drilling grid, which makes any subsequent upgrading of units easier. A new feature is the AG12 gluing unit for optional use with EVA or PUR glue. Even the basic version allows

individual strips of up to 12 mm to be processed as standard. Edge heights of 12–65 mm can be processed on all gluing units. The airTec zero joint solution can also be selected in combination with the new gluing unit. For wide-ranging and diverse processing tasks, units are available from our tried-and-tested unit modules. You can now also begin using the machine with units from other series.



EDGETEQ S-500	
Machine length (mm)	6,365 – 13,365
Feed speed (m/min)	16 – 20, 16 – 25
Edge thickness (mm)	0.3 – 3
Workpiece thickness (mm)	8 – 60

Everything you need: EDGETEQ S-500

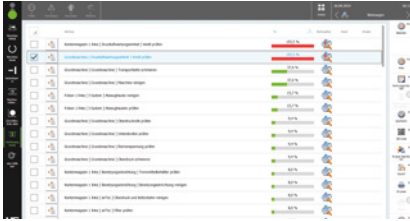
The machines from the new series allow you to select units in the areas of joint trimming, gluing, and post-processing according to your requirements. You can expand your processing range with special packages, such as film/high-gloss packages, a nesting package, a solid wood package, or a Performance or Future package.

- Perfect edges thanks to precise workpiece guidance with the belt-type top pressure
- Controlled chip disposal as the trimming tools are equipped with the I system
- Exceptional flexibility is achieved through the processing of all types of materials: 0.4-mm melamine, 2-mm PVC, 20-mm solid strip, veneer, high-gloss, nesting
- Edge banding procedure as required: EVA, PUR, zero joint technology with airTec

Control System, Software & Digital Solutions EDGETEQ

The standardized HOMAG user interface powerTouch combines function and design in one control system. Control machine functions directly using the multi-touch monitor

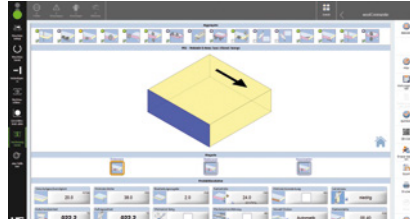
in widescreen format. The ergonomic design, as well as numerous help and assistant functions, simplify operation significantly and increase the efficiency of processing.



Evaluation with MMR Basic

The software evaluates the productivity of your machine and supplies usage-dependent maintenance notifications.

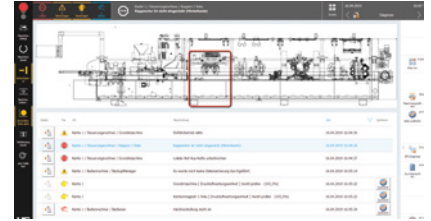
For EDGETEQ S-500 | EDGETEQ S-500 profiLine



Programming with woodCommander

User-friendly programming system due to graphically supported input screens.

For EDGETEQ S-500 | EDGETEQ S-500 profiLine



Diagnosesystem woodScout (Option)

Alongside error messages in plain text, woodScout also provides a graphic representation of the error location on the machine. In addition to the system's expert knowledge database, users can store their own troubleshooting solutions.

For EDGETEQ S-500 | EDGETEQ S-500 profiLine



Support via TeleServiceNet Soft

Rapid online service and help through targeted fault analysis and support.


For EDGETEQ S-500 | EDGETEQ S-500 profiLine



MMR Professional (option)

The MMR Basic upgrade additionally evaluates shifts, analyzes error messages and permits a link to be created to the data evaluation center in the office.

For EDGETEQ S-500 | EDGETEQ S-500 profiLine



intelliGuide basic – operator assistance system (option)

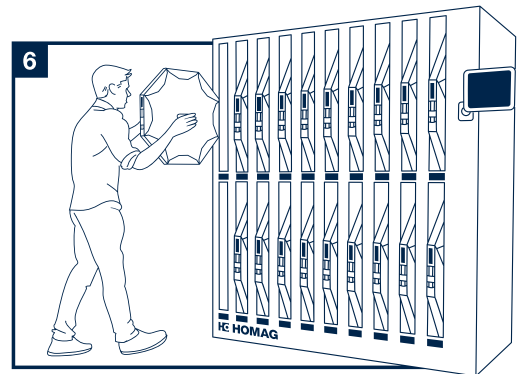
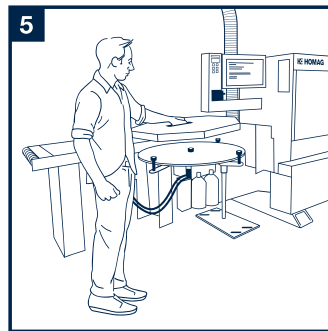
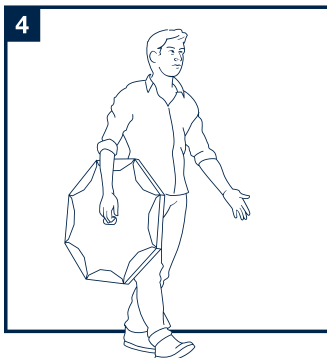
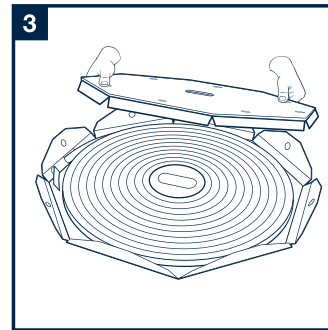
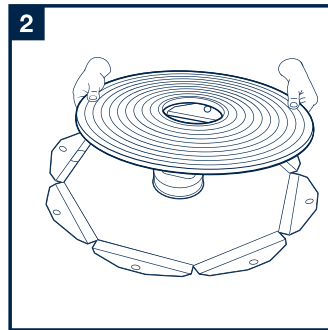
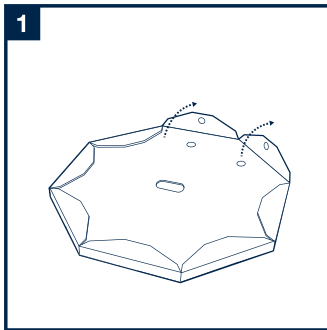
The operator assistance system intelliGuide basic clearly shows what the operator should do. This is achieved by the workpiece dimensions being displayed via LED strips. The strips light up in different colors, thereby providing precise instructions for action. intelliGuide basic increases efficiency by reducing missing parts and increases process reliability and ease of use.

For EDGETEQ S-500 profiLine

New | Edgeband Management System

With the edgeband packaging system, searching for edgebands and cumbersome handling when changing the edgeband coils are now outdated. With immediate effect,

you can now sort and store edge banding material in a clear manner. The edgeband can be identified easily via the integrated viewing window.



Benefits

- Space-saving due to vertical storage
- Reduced setup times thanks to faster edge change
- Faster overview, as all edge information is available at a glance
- Reduced costs, as damage from impact or dirt is a thing of the past and unintentional unwinding is avoided
- Resource efficiency as the edging strip packaging is reusable
- Easy and intuitive display of residual length via the viewing window
- Free disposal of the cardboard box packaging as part of the recycling loop — dependent on local regulations

For more information:

www.homag.com/edgemanagement

Returns for perfectly automated format and edge processing.

The cost-effective workpiece returns from the LOOPTEQ series are indispensable aids and the perfect addition to one-sided edge banding machines. They ensure perfect harmony in terms of size, performance and speed. The hardware

and software speak the same language. The production process becomes more efficient, whether for batch size 1, special order production or series production. This results in Perfectly automated format and edge processing.

LOOPTEQ O-200	
Workpiece length (mm)	300 – 2.500
Workpiece width (mm)	50 – 1.450
4-sided processing, min. workpiece size (mm)	300 x 300
4-sided processing, max. workpiece size (mm)	1.450 x 1.450
Workpiece thickness (mm)	8 – 60
Max. workpiece weight (kg)	50
Working height (mm)	835 – 950
Feed speed (m/min)	8 – 25



LOOPTEQ O-200 – get started with easy part flows.

The return is ideally suited for customers with small, narrow and medium-size workpieces.

- Fast return on investment – pays for itself from just 9 hours of operating time per week
- No training required — set up LOOPTEQ, connect and get started
- Flexible personnel organization – thanks to cost-effective single-person operation
- Ergonomic working – manual parts handling is reduced to a minimum
- Improved quality control – rapid response to material adjustments

LOOPTEQ O-300	
Workpiece length (mm)	240 – 2,700
Workpiece width (mm)	60 – 1,000
4-sided processing, min. workpiece size (mm)	240 x 80
4-sided processing, max. workpiece size (mm)	2,500 x 1,000
Workpiece thickness (mm)	8 – 80
Max. workpiece weight (kg)	50
Working height (mm)	835 - 950
Feed speed (m/min)	8 – 30



LOOPTEQ O-300 – for broad variety in the part flow.

The return is ideally suited for customers with high part variety – from small and light to large and heavy workpieces.

- Fast return on investment – payback from just 15 hours of operation a week
- Low quality costs – gentle workpiece handling with air cushion table
- No training required — set up LOOPTEQ, connect and get started
- Flexible personnel organization – thanks to cost-effective single-person operation
- Ergonomic operation – operator will be released from heavy physical work



LOOPTEQ O-600	
Workpiece length (mm)	240 – 3,000
Workpiece width (mm)	80 – 1,200
4-sided processing, min. workpiece size (mm)	240 x 120
4-sided processing, max. workpiece size (mm)	3,000 x 1,200
Workpiece thickness (mm)	8 – 60
Max. workpiece weight (kg)	80
Cycle capacity (cycles/min)	max. 10*
Feed speed (m/min)	max. 12 – 36

*Depending on the part size

LOOPTEQ O-600 – integrated workpiece handling.

The high degree of automation makes the LOOPTEQ O-600 edition a true all-rounder. Finished workpieces can be ejected or stacked.

- Minimal quality costs – gentle handling with vacuum traverse
- Flexible personnel organization thanks to cost-effective single-person operation
- Smart automation – networked high-performance material flow
- Increased efficiency — defined rotation for process-oriented return of parts





For the love of wood

Cuttingedge technology for precision work.

CNC processing centers for woodworking shops.

Different situations call for different processing methods: sawing, trimming, drilling, separating, measuring, or 3D processing. Our CNC processing centers deliver ultimate bespoke work across the entire palette, so you've always got it covered.

Small with much to offer – smart CNC processing

Precise processing results and focused use. The machines of the DRILLTEQ series are a perfect match for body processing. We have combined all the fundamentally necessary processing tasks in the smallest of spaces. In terms of precision, this solution is in a class of its own.

The high-quality drill and spindle technology used inspires confidence. HOMAG installs over 48,000 drilling spindles per year. These established components are also in use in the solutions for horizontal drilling and doweling. Robust and reliable technology – something to get excited about.

DRILLTEQ V-200	
Workpiece length (mm)	200 – 2,500 / 200 – 3,050
Workpiece width (mm)	70 – 850
Workpiece thickness (mm)	12 – 60



Vertical CNC processing center DRILLTEQ V-200 – flexible all-rounders for body processing in an area of 5 m².

- Rapid processing saves time
- Compact design saves space
- Easy operation saves you energy
- Low price saves you money

DRILLTEQ V-500	
Workpiece length (mm)	200 – 3,050
Workpiece width (mm)	50 – 1.250
Workpiece thickness (mm)	8 – 80



Vertical CNC processing center DRILLTEQ V-500 – Dynamic package for powerful body processing in an area of less than 10 m².

- Saves space thanks to the vertical design
- No setting times due to clamping system
- Faster drilling due to powerful drilling equipment
- Conserves resources thanks to vacuum-free clamping technology

Robot management on the DRILLTEQ V-500 series – completely automated cell for drilling and trimming. Industrial

robot for automatic workpiece handling on the DRILLTEQ V-500

- Controlled production using a stack list
- Components can be easily processed from both sides by a second pass
- Thanks to the automation, components can be processed on six sides
- Plausibility check
- Doweling is also a possibility

DRILLTEQ V-500 and FEEDBOT

The six-axis FEEDBOT takes over the automated parts handling in the DRILLTEQ V-500 vertical processing center.

- Workpieces are fixed in place precisely without a vacuum
- Automatic spindle clamp ensures a consistently precise drilling depth in various materials
- Robot with high repetition accuracy, precise parts handling, and almost 100% availability





DRILLTEQ H-600

Workpiece length (mm)	200 – 3,100
Workpiece width (mm)	70 – 1,000
Workpiece thickness (mm)	8 – 80

Our DRILLTEQ H-600 CNC processing center – our drilling expertise has never been packaged in such a clear, compact and innovative form

- Up to 104 spindles handle the precise processing in any application area
- Two CNC-controlled clamps ensure permanent firm hold and precise positioning of the workpieces
- Up to 130 m/min travel speed ensures rapid completion of tasks
- Even a workpiece thickness up to 80 mm (2 x 40 mm) can be processed
- Thickness control and length measurement ensure safe process sequences
- The patented spindle clamp ensures an always accurate drilling depth for all drilling
- The Smooth Pressure System© ensures a protective air cushion under the workpiece and thus high-quality part handling

Drilling and dowel driving machines

- Precise holes and exact positioning of dowels with high-speed drilling and doweling unit
- The perfect complement to a nesting machine of the CENTATEQ N series. Also for rack and frame parts

- Up to 8 clamping cylinders, adjustable in length and thickness, to fasten any workpiece
- Flexible part handling through lowerable center stop for optimal alternating field assignment

DRILLTEQ D-200	
Workpiece length (mm)	20 – 2,800
Workpiece width (mm)	20 – 800
Workpiece thickness (mm)	10 – 60

DRILLTEQ D-510	
Workpiece length (mm)	20 – 1,250
Workpiece width (mm)	20 – 800
Workpiece thickness (mm)	10 – 80



DRILLTEQ D-200 Drilling. Doweling. Everything under control.



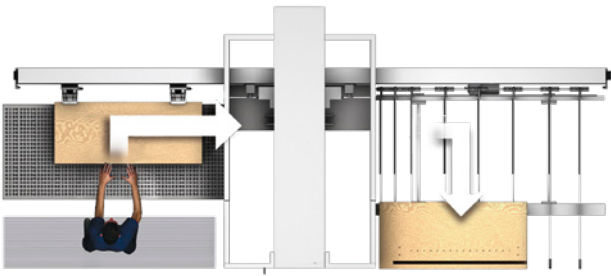
DRILLTEQ D-510 Drilling. Doweling. Routing. Done.

- Horizontal and vertical drilling with up to 5 spindles
- NEW: Horizontal and vertical routing for the complete processing in the edge area


Discover the connection possibilities – at least one is for you...

LIKE A CHAMELEON THE DRILLTEQ H-600 HARMONICALLY ADJUSTS TO THE ENVIRONMENT. Here is an excerpt of our most established versions from a range of connection possibilities. All possibilities from manual feeding up to fully-automatic processes are provided.

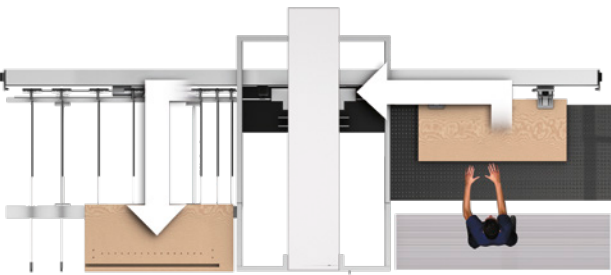




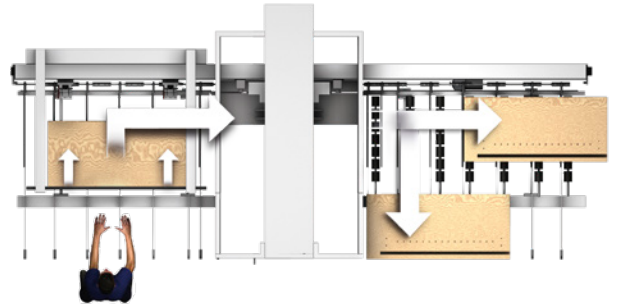
Example A



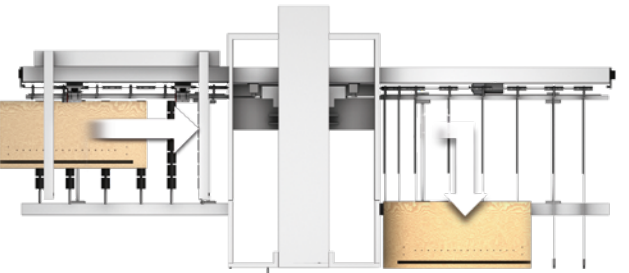
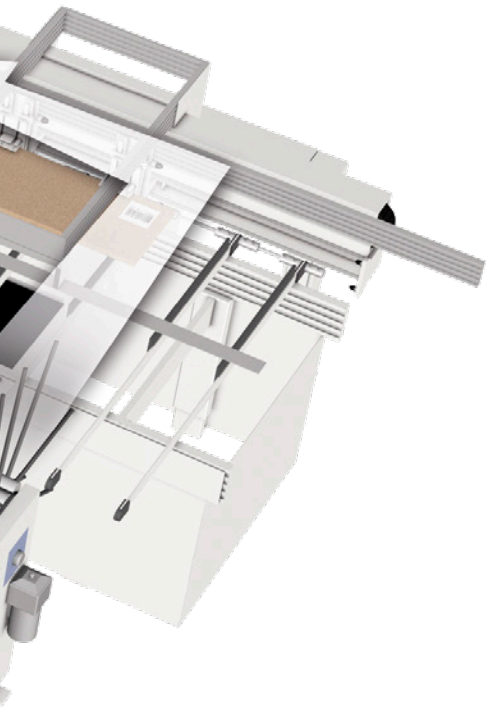
Example B



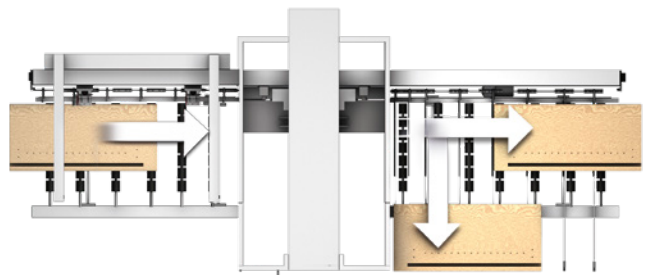
Example C



Example D



Example E



Example F


Nesting – trimming as required

Our nesting machines enable cutting-optimized processing and dividing of plate-shaped materials. The classic areas of nesting can be divided into body creation, cutting and finishing of furniture fronts, processing for modular

furniture production as well as “advanced materials” (e.g. Plexiglas, aluminum, Alucobond). Various possibilities for the automation of the material handling ensure a high time saving and more effective work.

CENTATEQ N-500	
Work field width (mm/feet)	1,250/4 – 2,250/7
Work field length (mm/feet)	2,500/8 – 4,300/14
Work field height (mm/feet)	100/3,94

CENTATEQ N-700	
Work field width (mm/feet)	1,250/4 – 2,250/7
Work field length (mm/feet)	2,500/8 – 4,300/14
Work field height (mm/feet)	100/3,94



CNC gantry-processing center CENTATEQ N-500 – The compact nesting machine in gantry design.


- Outstanding accuracy over the entire working width thanks to gantry design
- Durability due to closed linear guide system
- Highest processing quality with 2 synchronized digital servo drives in the X direction
- High acceleration due to vector speed X/Y of 96 m/min
- High flexibility of the clamping equipment positioning thanks to MATRIX table PRO

CNC gantry-processing center CENTATEQ N-700 – The powerful package among our nesting solutions.


- Outstanding accuracy over the entire working width thanks to gantry design
- Durability due to closed linear guide system
- Highest processing quality with 2 synchronized digital servo drives in the X direction
- High acceleration due to vector speed X/Y of 130 m/min
- High flexibility of the clamping equipment positioning thanks to MATRIX table PRO

Nesting concept


Concept 1




Concept 2 (with lifting table)




Concept 2R (with roller conveyer)




Concept 3 (with lifting table and Barcode label printer)



Concept 3R (with roller conveyer and Barcode label printer)



Concept 3R (with storage system)



CNC machining centers – Well positioned in all dimensions

Drilling, trimming, grooving, cutting, measuring, 3D processing, etc. – the wide variety of processing techniques is matched by the range of equipment features of our processing centers. We offer 3-, 4- and 5-axis solutions

for every need. Combined with established and high-performance components, our stable machine construction brings outstanding performance to your production.

CENTATEQ P-110	
Werkstücklänge (mm)	3,300 – 4,200
Workpiece width (mm)	1,550
Workpiece thickness (mm)	260 (from console/table)



CENTATEQ P-110 – freestyle technology with 3-, 4- and 5-axis solutions.


- Always keep an eye on everything – optimal view into the machine with a large viewing window to ensure maximum protection for the operator
- 360° access for more space – integrated switch cabinet, bumper technology and mobile operator terminal reduce the installation area by up to 15% and ensure easy access from all sides
- A heavyweight – precise processing is ensured by the heavy steel welded machine frame and stable sliding gantry design
- Unit technology – 3-, 4- and 5-axis versions available. An all-rounder for users with demanding requirements

CENTATEQ P-210	
Workpiece length (mm)	3.100 4.200 6.000
Workpiece width (mm)	1,550
Workpiece thickness (mm)	280 (from console/table)




CENTATEQ P-210 – Sliding gantry processing centers with 5-axis technology and optional edge processing.

- Convenient operation directly from the enclosure with buttons for program start, pause and 'run until free'
- PC87 powerTouch operating software with graphical slot assignment and slot-specific suction unit recommendation
- Heavy steel welded machine bed
- Optional: Speed Pack mit safeScan-Sicherheitssystem für hohen Vorschub auch im Pendelbetrieb, kürzere Bearbeitungszeiten



CENTATEQ P-310	
Workpiece length (mm)	3,300 4,200 6,000
Workpiece width (mm)	1,600
Workpiece thickness (mm)	300 (from console/table)

CENTATEQ P/E-500 600 SERIES	
Workpiece length (mm)	3,300 – 7,400
Workpiece width (mm)	1,550 – 3,250
Workpiece thickness (mm)	300/500 (from console/table)



CENTATEQ P/E-310 – sliding gantry processing centers with 5-axis technology and optional edge processing.

- Convenient operation directly from the enclosure with buttons for program start, pause and 'run until free'
- PC87 powerTouch operating software with graphical slot assignment and slot-specific suction unit recommendation
- Heavy steel welded machine bed
- Optional powerEdge edge banding unit with edge magazine and 2x pre-snipping stations
- Speed Pack with safeScan safety system for high feed rates even in shuttle operation, shorter processing times

CENTATEQ P/E-500|600 – Be it stairs, furniture, windows, doors or interior fitting elements – you are optimally equipped to perform all tasks.

- Knowledge and experience gained from over 50 years of constructing machines
- Processing center configuration and alignment customized to meet your specific needs
- Optimum view into the machine during processing
- Edge banding in various performance classes, perfectly tailored to your individual requirements – right through to zero joints for shaped parts
- Convenient operation directly from the enclosure with buttons for program start, pause and 'run until free'
- A heavy machine bed made from the vibration-absorbing material SORB TECH means that approximately 60% of the primary energy is saved and the processing quality is increased.
- Speed Pack with safeScan safety system for high feed rates even in shuttle operation, shorter processing times

New series | CENTATEQ T-300 — The trimmer for nesting and for processing fronts

- Designed for a maximum processing area with minimum space requirements
- Complete processing of workpieces on the total working field of 6400 x 1550 mm
- Unit technology – 3-, 4- and 5-axis versions available.
An all-rounder for users with challenging requirements

CENTATEQ T-300	
Workpiece length (mm)	6,400
Workpiece width (mm)	1,550
Workpiece thickness (mm)	160







For the love of wood

To an exciting future.

Planing and moulding machines for woodworking shops

Our broad product range of moulders have the capabilities to process a large product range with high precision and flexibility. Whether it's special furniture parts, window frames or flooring components, everything is possible with HOMAG moulders.



Four-sided solid wood processing

In a market heavily dominated by panel materials, we offer the solution for effective solid wood processing; scantlings for windows and doors, roof connectors or structural batons for furniture production. Four-sided planing or profiling machines often form the heart of production and offer an effective alternative. A version with 5 spindles is available as the basis.

For individual customer requirements, a flexible spindle configuration with seven to nine spindles (more than eight universal spindles) is available. Be it for dressing, joining or thickness planing, with these machines all doors are open to you. All work steps can be completed in one throughfeed.



Four-sided planing machine – MOULDTEQ M-300 planing and profiling machine

- 7 spindles with 7.5 or 10 HP
- Variable feed rate and spindle speed
- 2 in 1: Combination valley and profiling machine
- Low-vibration design due to solid, cast-steel machine frame
- Fast setup time with proLock spindle clamp
- Extremely short parts achievable, from 300 mm
- Flexibility thanks to variable feed and variable spindle speed
- Intuitive machine operation via powerTouch
- Quick set-up with proLock spindle clamping system
- High precision due to cast iron frame
- Ideal power transmission, each spindle is driven by its own motor



intelliMoulding app

The digital multifunctional tool that supports all operators working on a planing and profiling system, e.g. calculation of the required capacity of the extraction system or the amount of the maximum production quantity.

MOULDTEQ M-300		
Workpiece width (mm)	15 – 230	15 – 250
Workpiece thickness (mm)	10 – 150	10 – 160
Workpiece length (mm)	min. 300 (800)	min. 300 (800)
Number of spindles	7	5 – 9
Spindle arrangement	Bottom, right, left, right, top, top, bottom	Bottom, right, left, right, top, top, bottom
Feed speed (m/min)	6 – 24	6 – 24
Speed of trimming tool (per min)	var. 6,000 – 8,000	var. 4.000 – 8.000



HOMAG

HÄCKL
SCHREINEREI

A person in a workshop with wood and machinery. The background shows a workshop with various pieces of wood and machinery. The foreground shows a person's arm and shoulder, looking towards the right. The right side of the image is a dark blue overlay with a wood grain pattern.

For the love of wood

Perfection at the surface level.

Wide-belt sanding machines for woodworking shops.

Our sanding machines for calibrating, fine sanding, and intermediate varnish sanding allow you to give your surfaces their smooth finish. Diverse surfaces call for diverse processing options — and we can provide them.

A treat for the senses – see and feel the surface

The flexible solutions presented by HOMAG sanding technology benefit medium-sized carpentry and joinery companies. Choose the configuration to best suit your needs from a wide range of sanding units and, according to your

chosen series, take care of every sanding requirement from calibration to high gloss. There are also innovative sanding systems that ensure the pressure is in the right place at the right time.

SANDTEQ W-100	
Number of heads	1 – 2
Working width (mm/inch)	1,100/43"
Sanding belt width (mm/inch)	1,120/44"
Sanding belt length (mm/inch)	1,900/75"
Workpiece thickness min. – max. (mm/inch)	3 - 160/1 / 8"-7"
Length (mm)	1,465 - 1,720
Width (mm)	1.700
Height (mm)	2,000
Weight approx. (kg)	1,400 - 1,800



Wide-belt sanding machines SANDTEQ W-100 – calibration, veneer and paint sanding.

Small and medium-sized carpentry and joinery companies can take advantage of the high levels of performance and versatility offered for the processing of kitchen, office and solid wood furniture.

- High-quality sanding results thanks to acp® or eps® pressure beam systems
- Easy to adjust thanks to infinitely variable feed speed (3-15 m/min.) in the advanced packages
- High drive outputs of up to 15 kW per unit
- High level of flexibility thanks to independently driven sanding units
- Simplified handling thanks to automatic workpiece thickness measurement and independent adjustment of the machine

SANDTEQ W-200	
Number of heads	1 – 2
Working width (mm/inch)	1,350/53"
Sanding belt width (mm/inch)	1,370/54"
Sanding belt length (mm/inch)	2,150 / 85"
Workpiece thickness min. – max. (mm/inch)	3 - 200/1 / 8" - 8"
Length/width/height (mm)	2,390
Width (mm)	1,850
Height (mm)	2,100 - 2,290
Weight approx. (kg)	3,100 - 4,000



wide-belt sanding machines SANDTEQ W-200– calibration, veneer and paint sanding incl. high gloss.

Medium-sized carpentry and joinery companies can benefit from the versatility of this series. Depending on the focus of the application and the quantity of the volume to be processed, machines comprising one to two units and valuable optional extras are available.

Fulfill every sanding requirement, from calibration to high gloss.

- High-quality sanding results thanks to acp® and eps® pressure beam systems
- Feed speed (3-15 m/min.) is easy to adjust and can be optionally configured
- High drive outputs of up to 18.5 kW per unit
- High level of flexibility thanks to independently driven sanding units
- Simplified handling thanks to automatic workpiece thickness measurement and independent adjustment of the machine

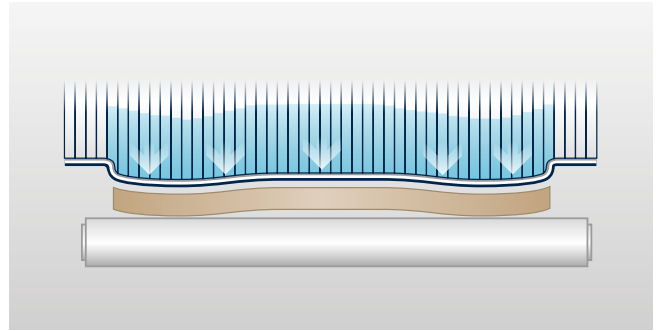
SANDTEQ W-300

Number of heads	1 – 4
Working width (mm/inch)	1,350/53"
Sanding belt width (mm/inch)	1,370/54"
Sanding belt length (mm/inch)	2,150 / 85"
Workpiece thickness min. – max. (mm/inch)	3 - 160/1 / 8" - 7"
Length (mm)	1,665 - 3,015
Width (mm)	2,050
Height (mm)	2,255 - 2,415
Weight approx. (kg)	3,000 - 6,500




SANDTEQ W-300 wide belt sanding machines — intuitive user guidance for high-precision calibration, veneer, and varnish sanding, including high gloss. This series offers benefits for carpenters and joiners of all sizes. Boasting a significant saving, the models offer the right configuration for every application. Sanding made easy: The powerTouch operating concept and the graphical user guidance allow you to fulfill any sanding requirements—from calibrating to high gloss—with a high level of precision and in no time at all.

- High-quality sanding results thanks to acp®, eps® or mps® pressure beam systems
- Easily adjustable thanks to infinitely variable feed speeds (2.5 – 13 m/min.)
- Highly versatile thanks to independently powered sanding units with a drive power of up to 30 kW
- Q unit for efficient cross-sanding and high gloss — ideally suited to veneer, varnish, and filler sanding.
- Multifunctional X unit — calibration sanding, fine sanding, super finish with a lamellar pressure belt in a very small area combined in one unit



eps® — For optimal contact pressure thanks to extremely narrow segment widths. The machine's electronics ensure the optimum sanding pressure on all areas of a workpiece, guaranteeing a perfect sanding result.

- Electronically controlled segmented pad system for efficient sanding pressure
- Small segment widths for perfect sanding results in all areas of the workpiece — even with parallel feeding of parts
- Automatic adjustment of the segments to the workpiece surface
- Up to 2 mm tolerance compensation



mps 2.0 plus – always the right pressure – cope with the highest demands on design with amazing mps technology.

- Workpiece detection in a 12.5-mm grid
- High-precision triggering of actuators (sanding segments), repetition accuracy on the front and rear edges and with proportional pressure application along the long edges, which prevents edge area waste
- No frictional losses from the actuators (sanding segments) – precise fitting guides ensure the actuators work quickly and without wear
- Separat ansteuerbare Aktoren (Schleifsegmente) – Individual Actuator Control (IAC)
- Individual programming for extremely challenging sanding tasks



For the love of wood

The future is gleaming.

Painting and laminating solutions for woodworking shops.


The various requirements for surfaces in furniture construction demand suitable production solutions. Benefit from our experience — with our painting, laminating, and planing machines, you will be fully equipped for the future.



Laminating and painting — For making things that little bit more beautiful

With furniture or other fittings, the first impression is often defined by their surface. That is why surface finishing is the crowning glory at the end of what can sometimes be a lengthy manufacturing process. It is therefore vitally important to use a finishing process that brings the time, material, attention, and experience invested in the workpiece fully to

bear. Two processes that excel at satisfying this demand are painting and laminating. We offer economical solutions for the automated painting of furniture parts, doors, stairs, and interior fitting elements, as well as laminating systems for decorative finishing of timber material panels.



LAMTEQ F-200 incl. handling concept — More lamination with fewer personnel Flexible laminating system for one-sided lamination of various materials with PUR adhesive. Clever part handling allows operation with only two people thanks to partial automation and ergonomic support.

- Quick return on investment
- Economical 2-person operation
- Ergonomic handling protects employees
- Greater productivity thanks to optimized parts flow

LAMTEQ F-200 INCL. HANDLING CONCEPT

Feed speed (m/min)	5 – 25
Workpiece width (mm)	200 - 1,300 (optional up to 1,700)
Workpiece length (mm)	1,200 - 3,000 (optional up to 5,000)
Workpiece thickness (mm)	3 - 100
Materials	HPL, CPL, film, papers
Forms	Cuts or rolls of material
Working height (mm)	900

intelliCoating app

The digital multifunctional tool that supports all operators on a painting system, e.g. determination of the application quantity or calculation of the mixing ratio of the varnish.



SPRAYTEQ S-100 – paint like the professionals. Spraying machine with an innovative loading and unloading concept for automated painting of furniture parts, doors, staircases, and interior fitting elements with water-based or solvent-based paints. Automated workpiece handling for small and medium-sized businesses for flexible and reliable painting with minimal space requirements.

- Workpieces are transported through the machine lying on pallets. This allows automatic workpiece handling and thus one-person operation.
- With the transport carriage feed, pallets that have workpieces on them are automatically removed from a transport carriage and placed back on the transport carriage after the painting operation.
- A variety of loading and unloading concepts for different requirements and production volumes.

SPRAYTEQ S-100	
Feed speed (m/min)	1 - 4,5 for painting operation 1 - 10 for reverse operation
Average painting speed (m/min)	1,5 - 2,5
Workpiece transport:	Workpieces transported through machine lying on pallets
Workpiece width (mm)	100 – 1,100
Workpiece length (mm)	100 – 2,200
Workpiece thickness (mm)	5 – 60
Materials	Water and solvent-based paints
Working height (mm)	900





For the love of wood

Precise to the very end.

Assembly and packaging solutions for woodworking shops.

Because we look at the complete process, we also offer woodworking shops machines for assembly and packaging. You can save time and hard cash in this respect too, thanks to gradual automation.

Elegant in design, perfect for assembly.

Whether it is used for furniture production, building or shop fitting or custom industrial production, the craftsman's press offers impressive versatility. From the simple body press to

the customized assembly line, there are solutions that meet your final assembly needs.



CABTEQ Serie – solid technology at a low price. The CAPTEQ S-250 is the ideal assembly assistant for pressing furniture bodies. The press is versatile in its uses, regardless of whether it is used for furniture production, building or shop fitting or custom industrial production.

- Practical design saves space
- Intuitive operation
- Sealed, cleanly pressed bodies
- No need for compressed air
- Plug and play

CABTEQ S-250	
Body length (mm)	150 – 3,000
Body depth (mm)	250 – 900
Body height (mm)	150 – 1,400
Vertical/horizontal pressing pressure (kN)	12 – 18
Rapid speed (mm/s)	50
Creep speed (mm/s)	25
Control	Contact-controlled

All-round protection and perfect packaging — Every box is made to measure.

With the various models of our cardboard cutting machines, we have the right solution for every customer – from the entry-level model to the high-performance machine; from the standard application to highly complex package cutting.

Produce exactly the packaging you need with the PAQTEQ series – in the ideal shape, with high volume efficiency and the lowest unit costs.



PAQTEQ C-250 — Every box is made to measure. With the cardboard-box cutting machine, you produce custom packaging for each product, with maximum product protection in a just-in-time, cost-effective and sustainable process.

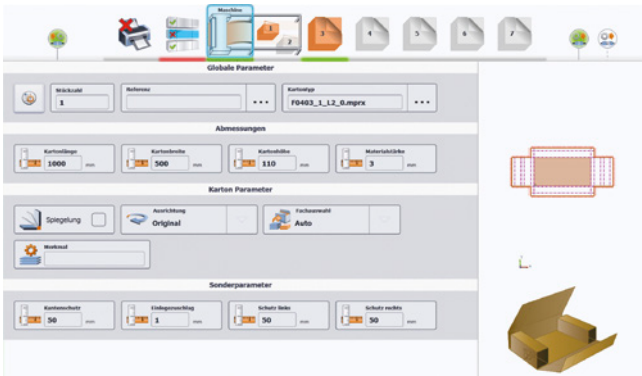
- Individuality – Conveys its quality to the customer
- Product protection – Professional and secure packaging
- Space-saving – Inexpensive production instead of expensive storage
- Cost-saving – Precisely fitting packaging, finely calculated
- Sustainability — Cost-effective, customized cardboard boxes

PAQTEQ C-250	
Length of the cardboard packing, outfeed (mm)	min. 300
Width of the cardboard packing, infeed (mm)	
Single sheet	350 – 2,500
Continuous cardboard, single	350 – 2,500
Continuous cardboard, side-by-side	max. 2.350
Stack height incl. 120 mm panel (mm)	2,150
Cardboard thickness (mm)	2,0 - 7,0 +/- 0,2
Cardboard quality	DIN 55468
Single-wall corrugation, thickness up to (mm)	approx. 4,0 (quality 1.10 - 1.40)
Double-wall corrugation, thickness up to (mm)	approx. 7,0 (quality 2.10 - 2.30)
Control	powerTouch

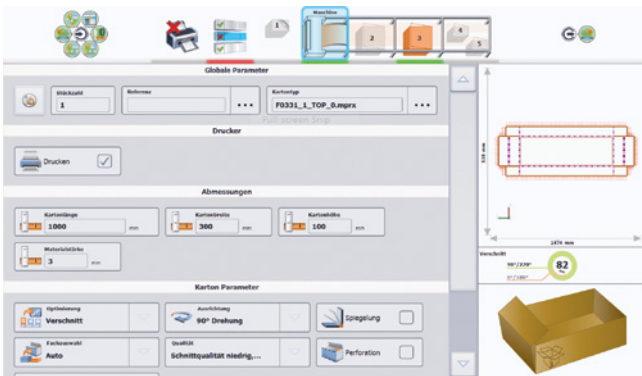
intelliCut – just like a smartphone

intelliCut is the control system for the cardboard-box cutting machine and enables simple and complex cuts to be produced. Graphical cutting pattern displays and assistance functions make work much easier and provide intuitive machine operation, almost as if you are using a smartphone.

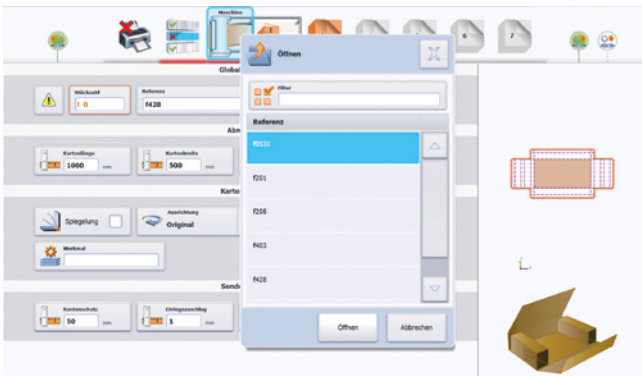
The online database www.paqteq-shop.com is connected directly to the PAQTEQ machine. With just a few clicks you can load packaging designs and import them into intelliCut. This is technology that is a joy to use.



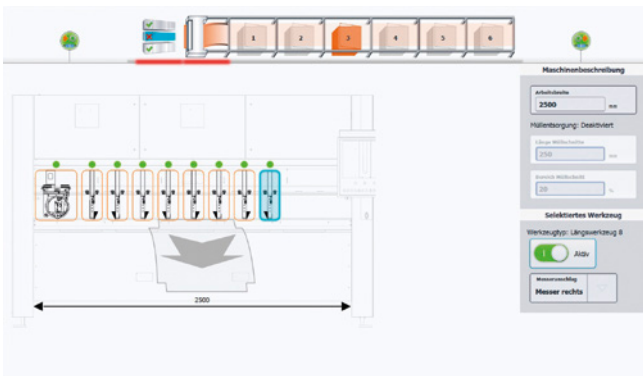
All machine data is recorded and visualized in real time on the powerTouch user interface. Statistical evaluations are therefore possible, even directly on the machine.



Waste optimization: The waste is calculated by automatically turning the cuts 0° and 90°. The cut with the least amount of waste is automatically produced.



Box references: The parameters for each cut (e.g. length, width, height etc.) are saved in a special management system. Recurring cuts can be easily selected and produced without re-entering parameters.



The **multiline processing** can be used to implement more processing lines than there are cutting tools. For this purpose, the tools relocate several times during the run. This means that any packaging design can be cut.

Id	Status	Stückzahl	Referenz	Kartontyp	Kartonlänge	Kartonbreite	Kartenhöhe	Materialstärke	Spiegellagung
9	✓	1	FD403	FD403_1_L2_0.mprx	100 mm	200 mm	100 mm	3 mm	<input type="checkbox"/>
10	✓	1	FD403	FD403_1_L2_0.mprx	100 mm	200 mm	100 mm	3 mm	<input type="checkbox"/>
11	⊕	1	FD403	FD403_1_L2_0.mprx	100 mm	200 mm	100 mm	3 mm	<input type="checkbox"/>
12	⊕	1	FD403	FD403_1_L2_0.mprx	100 mm	200 mm	100 mm	3 mm	<input type="checkbox"/>
13	⊕	1	FD403	FD403_1_L2_0.mprx	100 mm	200 mm	100 mm	3 mm	<input type="checkbox"/>

When **production lists** are used, the packaging production is automated. Interruptions with individual cuts are possible without the last settings being “forgotten”.



The **intelligent residual length management** automatically manages the cardboard stocks. Stack changes are indicated at an early stage, which reduces machine downtimes.

For the love of wood

Precision can be programmed.

Software solutions for woodworking shops.

With the right software, we can help you to optimize your processes, thus ensuring efficiency and safety: from planning to design, right through to data generation for the machine. We provide a solution tailored to your requirements so that you can get the most out of your machines and your business.







powerTouch2 control system

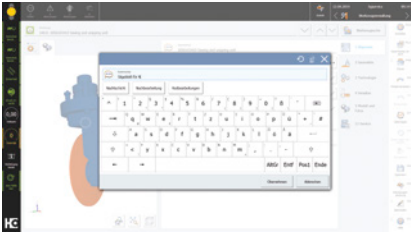
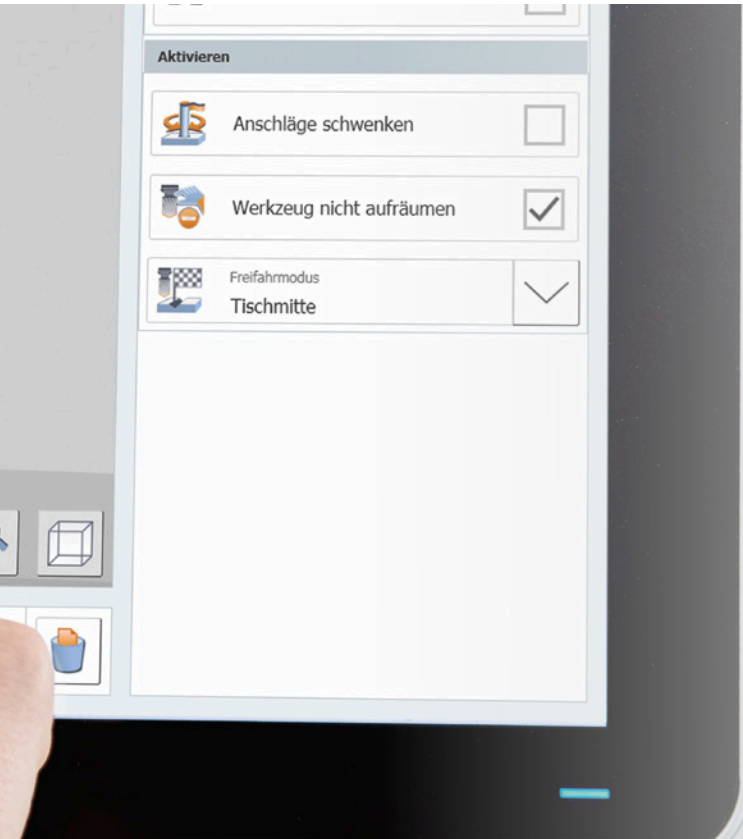
The next generation: faster, clearer, and more convenient.

If a company's systems are too complex, that company will lose valuable time. That is why HOMAG machines are designed so that their control system is intuitive and reliable. The next step towards user-friendliness is our powerTouch2 touch interface, which we have been developing continuously. We have optimized our standardized operating concept even further and adapted it to your requirements, so you can now control your HOMAG machines more quickly and more intuitively. With its clear design, powerTouch2 has been designed to allow you to achieve the desired result with convenience and ease.



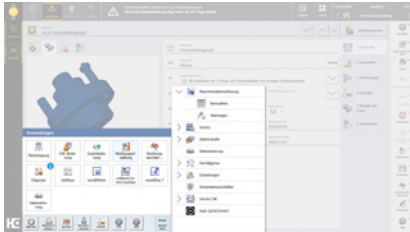
Even clearer.

- Clear structure: Software modules provide all the relevant information for the machine status at a glance
- Both standardized and attractive in terms of design and construction: You can control different HOMAG machines in the same way
- Fewer operating errors, greater efficiency
- TeleServiceNet Soft provides help in no time at all through targeted error analysis



Even faster.

- 30% time saving: powerTouch2 enables faster input
- Sentences are constructed in seconds with automatic word completion
- You can intervene at any time with the pop-up keyboard
- The “Start” button enables common actions to be accessed quickly, just like Windows



Even more convenient.

- Direct and reliable: You control the machine via the touchscreen monitor on the ergonomic powerTouch2 operating panel
- The optimized traffic light dialog lets you save even more time
- Direct and immediate operation in the “Start” menu: By holding the cursor on the program icons for a few seconds, you can execute actions immediately as well as display them
- More transparency, less searching: Preview images and additional information instead of simple program icons



Even more intuitive.

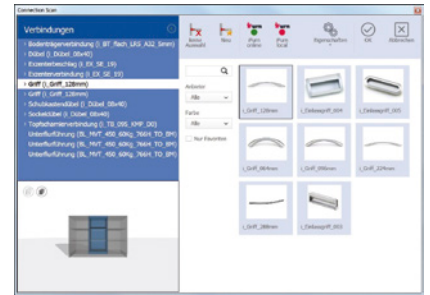
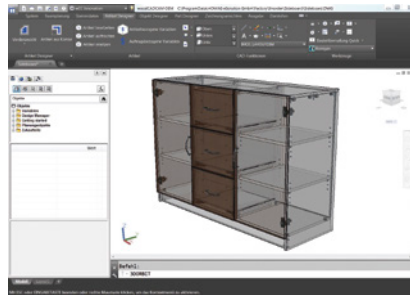
- Tailored to your needs: design and function combined in a single control system
- Incredibly simple machine operation: powerTouch2 is similar to the operating concepts of smartphones and tablets
- Intuitive and time saving: gesture control through zooming, swiping, and scrolling
- Even entry-level users will find their feet straight away and will be able to operate the machine comfortably within a short time

woodCAD|CAM design program

The software that understands your woodworking requirements.

Your potential customers want to know what their finished furniture will look like — and the sooner the better. That is why you need software that will allow you to visualize ideas quickly — in 3D, in photo-like quality, and ideally with the option for CAD design, order management, CAM production, and direct machine connection. That may sound like wishful thinking, but it actually has a name: woodCAD|CAM.

The software understands your woodworking requirements. You receive support from woodCAD|CAM as early on as the ordering stage. Not only can you design individual pieces of furniture or entire rooms quickly, you can also present and calculate them at the exact same pace. You can make changes at any time — including price updates. Production drawings and parts lists can be accessed immediately after the design phase with just a click of the mouse, and the data is automatically forwarded to the HOMAG CNC machines.



Planning and consulting.

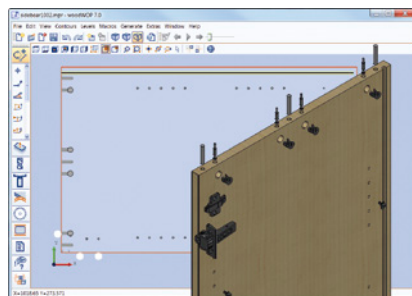
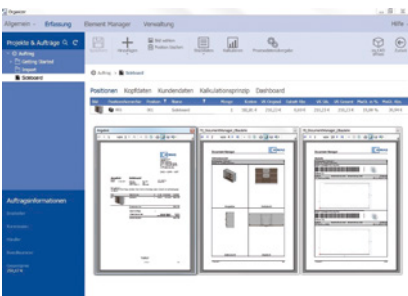
- Visualize ideas in the blink of an eye with the photorealistic representation of planning and design results
- Simplify communication with architects and developers with two-dimensional or three-dimensional drawings — including all cuts and details

CAD design.

- Compile components and assemblies to produce new pieces of furniture with just a few clicks of your mouse — regardless of whether you're working with cabinet furniture of varying sizes or complex furnishing items
- Save even more time thanks to the connections, processing steps, and fixtures that are also created automatically in 3D

Fixtures and connectors.

- The smart library with intelligent, parameterized fixtures enables fast and safe design
- While you concentrate on the big picture, the software recognizes dependencies between the components being connected and passes on the processing steps required for the design



Process organization.

- Additional software at multiple points is no longer required thanks to the integrated order and project management
- You have an overview of the costs at all times, as the planning and design data is calculated directly using the material and production costs
- For a smooth process, the software outputs the data as a calculation of manufacturing costs or a quote form

CAM production.

- Automatically dimensioned component drawings generated directly from the 3D design save you valuable time
- No more errors: You receive all required cutting lists, parts lists, barcodes, and labels automatically

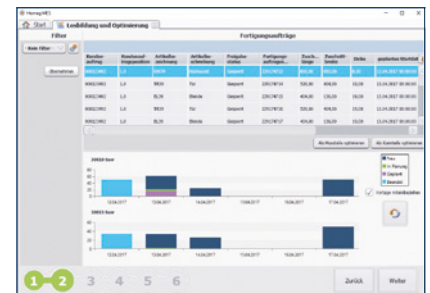

Machine connection.

- Automatically created production data, from cutting through edging up to the CNC programs, shortens the overall duration of the project
- Your HOMAG processing centers are directly controlled with all parameters, such as tool selection, drilling pattern, speed, feed, or approach strategy

ControllerMES production control system

Everything at a glance. Everything under control.

Know exactly where every order is — without spending a long time searching. With ControllerMES, employees can call up the production status digitally at any time, meaning that you always have your workshop under control. The production control system also simplifies your processes: from the transfer of customer orders to the addition, optimization, and provision of production data, right through to the completion confirmation after final assembly. Everything is automated according to your needs.



Cockpit.

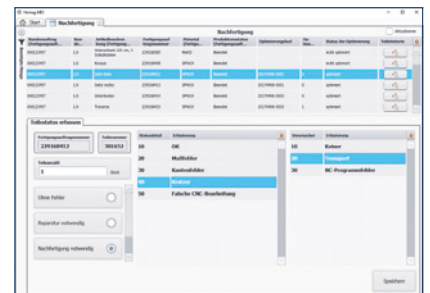

- Keep an overview of production with up-to-date live status information
- Shape the interface to be as user-friendly as possible by personalizing your start screen
- The user interface has a modular design, meaning that you also have an overview of your workshop on your smartphone or tablet

Production planning.

- Save time and materials when creating cutting patterns thanks to the Cut Rite cutting optimization and the ability to create production batches across orders whenever you want
- With the integrated capacity overview, you always have the latest information

Production data

- Maximum data quality: With intelligent data supplements, the production data for your machines is generated and optimized automatically
- No time-consuming waiting: ControllerMES provides all relevant data in real time



Production monitoring

- Automatic machine reports or manual production messages ensure total transparency in production
- The progress of orders can be displayed at all times, allowing you to detect problems and bottlenecks in production in good time
- Full control: With ControllerMES, you always know where your customer order is and whether it is complete

Barcode control system.

- The integrated barcode technology protects you against errors during machine operation

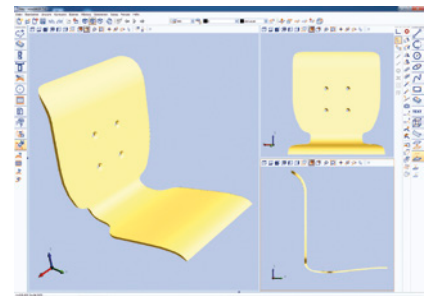
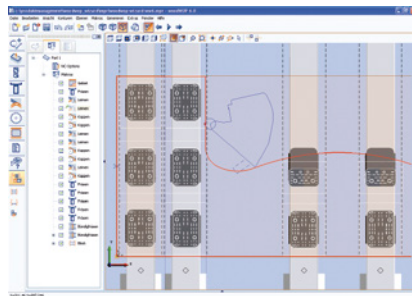

Production organization

- Pure efficiency: The right information is available to your production staff at any time in digital form, making manual work steps easier
- Save time and money: Increase efficiency in production with the predetermined logic for post-production of defective components and the integrated quality control
- The individual barcodes for every order allow you to control and organize production with ease

woodWOP CNC programming system

Program quickly and reliably.

Get an overview of what you are programming straight away and know that, at the end, you will achieve the desired result. Woodworking shops depend on this level of reliability. Reliability that woodWOP — the CNC programming system from HOMAG — is able to deliver. The innovative user interface centers on the large graphical area used for displaying workpieces realistically in 3D. You can program trimming, bore holes, and saw cuts quickly and easily with processing parameters. This ensures optimum programming reliability throughout the creation of programs.



Basic functions.

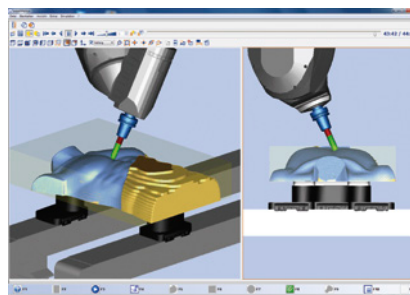
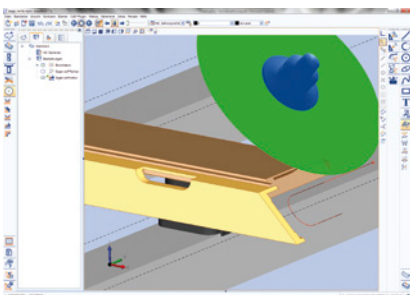

- Program quickly and reliably with numerous standard processing steps such as trimming, bore holes, and saw cuts
- Using variables, you can comfortably create variant programs for cabinet sides, door leaves, or windows
- Thanks to predefined standard processing steps, you can easily program the fifth axis in woodWOP as the adjusting axis
- You can save your own processing steps as components and insert them in an existing program with a click of your mouse
- Save time when creating drawings: With the DXF import, you can import 2D CAD drawings directly or convert them into processing steps

Edge banding on CNC machines.

- Could it be magic? The woodWOP wizard automatically generates all of the processing steps for edging workpieces on a CNC machine
- With the technology database, you can save and access rules on a material-specific basis
- woodWOP adapts to the workpiece contour automatically, including all process parameters
- You save more than 90 % of your time compared to conventional programming

CAD plug-in for design.

- With the CAD plug-in, you can create contour elements with ease in no time at all
- Draw lines, arcs, circles, ellipses and splines interactively
- The numerous change functions, such as cropping, stretching, and mirroring, open up unlimited possibilities for you
- Three-dimensional practicality: CAD functions for creating 3D surfaces
- 3Dmodels (IGS, STP, DXF, STL) from external CAD systems can be opened directly in woodWOP and processed

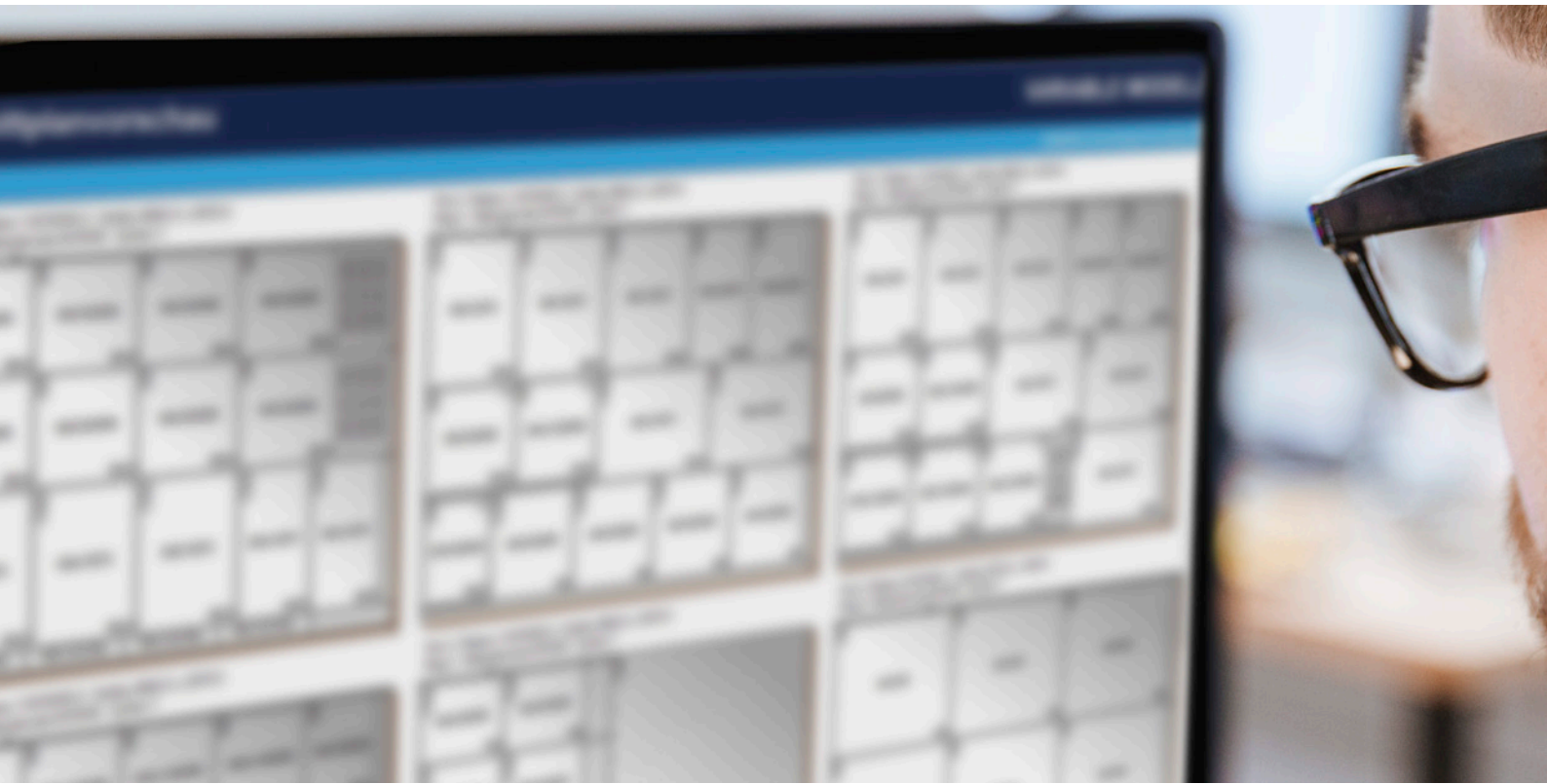


CAM plug-in for processing 3D surfaces.

- With the CAM plug-in, woodWOP becomes your complete CAD/CAM system
- Use additional macros for roughing down, finishing, formatting, sawing and engraving 3D surfaces for absolute design freedom
- Always precise: Automatic generation of milling paths from 3-axis processing right through to interpolating 5-axis processing of 3D objects
- More time, fewer errors: woodWOP recognizes bore holes and pocket trimming fully automatically

woodMotion simulation.

- Play it safe when planning: With woodMotion, you can simulate the woodWOP programs on the PC or the machine
- Material removal and processing time are displayed for the entire program sequence, therefore the simulation result corresponds 1:1 with the real picture
- Check all processing steps to detect possible collisions between the tool and the clamping device in advance

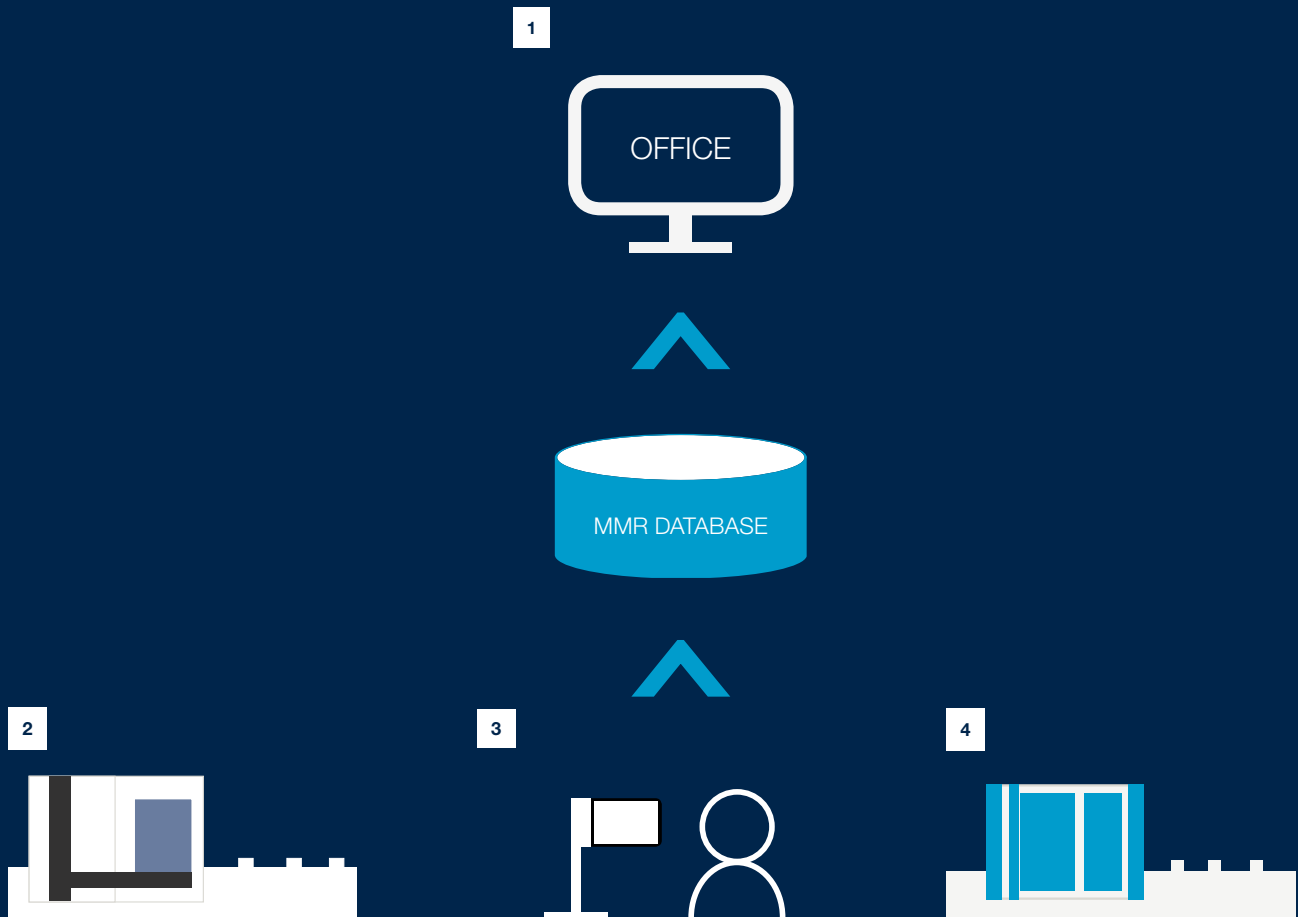


Cut Rite cutting optimization

Lower costs. More profit.

Poor cutting patterns cost material and—ultimately—hard cash. And elaborate cutting patterns cost not only hard cash, but time too. That is why we have been providing Cut Rite for more than 35 years. And the name reflects the program, as our optimization software accelerates cutting thanks to more efficient processes that reduce the time and waste involved, saving you hard cash. This is attested to by more than ten thousand users in more than 70 countries.

The software is compatible with a wide range of machines — from circular saws to CNC-controlled pressure beam saws, right through to trimmers and processing centers. The heart of Cut Rite is a high-performance optimization algorithm that we are continuously developing, refining and expanding the with software modules for all subareas of production.



1 MMR Office

Benefit from different types of reports for decision-based and transparent visualization of KPIs and statuses. The central storage of all data in the MMR database allows you to read off additional KPIs such as the utilization factor, OEE, etc. directly.

2 MMR Basic

The production data and statuses of your machines are recorded automatically and logged in the MMR database. You receive a daily, up-to-date and comprehensive overview of various KPIs: workpieces produced, period of use of the machine, edge processing running meters, cuts, cycles, and maintenance information.

3 MMR Professional

Add various additional information manually to increase the quality of the data: reasons for machine statuses, the logging and assignment of names for shifts/daily production, the evaluation of KPIs and machine statuses, or the analysis of error messages.

4 SCHULER MDE

Similarly to MMR, SCHULER MDE records production data and statuses for older HOMAG machines (up to 2011, SCHULER MDE was installed on HOMAG machines as standard). Using an MDE Collector, this data can also be transferred to MMR Office.

For the love of wood

Connect your workshop with digital processes.

Networking solutions for woodworking shops.

Workshop space is often limited, and the space in the order book equally so. That is why we offer you various networking options for your machines and production processes so that you can run your production even more efficiently and save even more space.



160475 | Drawer front panel

Kunde: Almhütte Alpblick Auftrag: 2018-000000 Lieferdatum: 02.04.2019 Status: ●

[Editieren](#) [Kopieren](#) [Archivieren](#)

[Löschen](#)

Details

Zugehörige Artikel

Prozessabläufe

Feedback

Artikel

Artikelnummer 01_07_04
Artikelbeschreibung Drawer front panel
Nummer 160475
Artikeltyp
Dispositionsart MTO
Länge 1832,50 mm
Breite 728,20 mm
Dicke 13,00 mm
Material TTTT
Maserung längs

Fertigung

Fertigungsauftragsnummer 160475
Fertigungsweg OPT-CUT01-EDG01-DRL01
Production status Abgeschlossen
Stückzahl 5 pcs

Zusatzinformationen

pngexample.png



BuchenholzTangential.JPG



Fertigungsdaten

Geplantes Startdatum
Geplantes Fertigstellungsdatum
Startdatum
Fertigstellungsdatum



Clever combination options – storage, saw, nesting

One example of the abundance of possibilities for panel processing is a machine combination of a saw, storage and nesting unit. This combination is ideally suited to companies that require both rectangular workpieces and free-formed workpieces, such as vehicle manufacturers, shipbuilders or interior fitters. Saw, storage and nesting machines are also equipped to deal with the large variety of materials. The machines interact with each other perfectly thanks to the seamlessly compatible software solutions. A perfect

and integrated data and material flow is crucial for smooth interaction. woodCAD|CAM is a fundamental element of this. The user designs the product here down to the last detail. The software automatically generates the parts lists and the CNC processing data – for the saw and nesting machine alike. This guarantees a smooth and efficient production process, even for small quantities or in batch size 1 production.



Combination: Storage and saw. Standardized interfaces enable panel saws to be easily integrated in storage systems and instantly bring noticeable results as a production cell. The storage system puts panels into or removes them from storage quickly, fully automatically and accurately, picks them or transports them to the connected saw. The storage-saw combinations cover the logistical requirements – from trade customers through to industrial furniture makers.



Combination: Storage and nesting. Standardized interfaces link the storage system and nesting machine to create an effective production cell. The nesting machine is automatically supplied with the appropriate material, transport routes are minimized, capacity utilization is improved and there are measurable savings in material and time. The operator of the production cell can concentrate on the processing – the storage facility optimizes the logistics around the nesting machine.

Greater efficiency through automation

In combination with the EDGETEQ series, the return is an obvious system solution. Even the entry-level model reveals its effectiveness in the smallest of spaces. Automating the edging process is a prerequisite for more efficiency and is worthwhile for any company. The workpiece flow is of course optimized and the organization of personnel becomes more flexible due to cost-effective one-man operation. In short: The production process becomes more streamlined

and more efficient, the workpiece quality is increased and the ergonomic design of the work station is significantly improved. Saying “yes” to automation for edge processing is therefore not a question of company size, but a precondition for more efficiency. This can be achieved even in the smallest spaces and makes it clear that a return **is worthwhile for any company that uses an edge banding machine.**



In combination with an air cushion table on the machine infeed, the cell provides perfect ergonomics for one-man operation. Heavy lifting is avoided and optimum loading of the machine is guaranteed.



At the end of the edge processing, the workpiece is transferred to the return. The pusher then moves the workpiece to the return belt via the air cushion table, depending on the size. The workpiece detection identifies the different part sizes at the pusher using sensors.




After edging, the workpieces move gently to the return belt with the help of the rotating cone. They are rotated perfectly for the transport.

Automatically better – made-to-measure production solutions

We use intelligent solutions to create manufacturing cells from CNC processing centers, with automatic material handling and specific additional tasks. You therefore make the best use of your machine and achieve the highest

quantities. Our basis for this is innovative system technology and many years of experience in the construction of complex systems of all sizes worldwide.



TBA feeder attachment Simple and space-saving entry-level solution for automation using the TBA feeder mounted on the side of the machine. Safe handling, precise positioning and integrated workpiece cleaning. Extremely simple operation and programming directly via the woodWOP processing program.



Robot handling systems Unrestricted workpiece handling with a wide range of storage patterns, storage slots, alignment and turning. Additional functions such as labeling, position measurement and cleaning can be integrated.

HC LIFE CYCLE SERVICES

Optimal service and individual consultations are included in the purchase of our machines. We support you with service innovations and products which are especially tailored to your requirements. With short response times and fast

customer solutions we guarantee consistently high availability and economical production – over the entire life cycle of your machine.



REMOTE SERVICE

- Hotline support via remote diagnosis by our trained experts regarding control, mechanics and process technology. Thus, more than 90% less on-site service required and consequently a faster solution for you!
- The ServiceBoard App helps to solve tasks in a fast, simple and concrete way. This is achieved by mobile live video diagnosis, automatic sending of service requests or the online spare parts catalog eParts.



SPARE PARTS SERVICE

- High spare parts availability and fast delivery.
- Ensuring quality by predefined spare parts and wear parts kits, comprising original spare parts.
- Identify and inquire for spare parts online under www.eParts.de 24/7, or buy even faster and more comfortably in the new HOMAG Webshop eCommerce (Shop.homag.com).



MODERNIZATION

- Keep your machinery up to date and increase your productivity as well as your product quality, This is how you can meet tomorrow's requirements today!
- We support you with upgrades, modernization as well as individual consultancy and developments.



DIGITAL SERVICES

- ISN (intelliServiceNet) – The new remote service solution of the future! Fast restart of production because the remote service employee has extensive access to relevant physical data.
- intelliAdvice App – provides help for self-help. The preventive solutions proposed in the new App are the combination of our experiences and existing machine data.




SOFTWARE

- Telephone support and consultancy through software support.
- Digitalization of your spare parts via 3D scanning saves time and money compared to new programming.
- Subsequent networking of your machinery with intelligent software solutions ranging from construction to production.



FIELD SERVICE

- Increased machine availability and product quality by certified service staff.
- Regular checks through maintenance / inspection guarantee the highest quality of your products.
- We offer you the highest availability of technicians in order to reduce downtimes in case of unpredictable troubles.



TRAINING

- Thanks to training perfectly suited to your requirements, your machine operators can optimally operate and maintain the HOMAG machines.
- The training also include customer-specific training documents with exercises proven in practice.
- Online training and webinars. Learn without traveling, meet your trainer in the digital classroom.

For you more than...

1,350

service employees worldwide

90%

less on-site service thanks to
successful remote diagnosis

5,000

customer training sessions per / year

150,000

machines, all electronically documented
in 28 different languages – in eParts

iPackage service contract |

Attractive combination for woodworking shops

Comprehensive service via inspection and teleservice.

With our iPackage, we offer you a service contract at a fixed price. In addition to the teleservice flat rate, you get an annual inspection (including travel costs) and the ServiceBoard app.

- Comprehensive service including inspection and teleservice at an attractive price/performance ratio
- Teleservice success rate of over 90%. If necessary, a service technician is sent out within 24 h
- Free ServiceBoard app with video diagnostics and fast recording of service incidents
- Preventive maintenance can be scheduled thanks to regular inspections
- Guaranteed productivity thanks to early wear detection
- Competent advice via our hotline for any questions relating to control systems, mechanics, or process technology



ServiceBoard App |

Your direct line to the service team

The ServiceBoard app for rapid identification of errors, direct connection to the contact person, and a simple overview of all cases. What is particularly interesting is that the machine operator can transmit the current case to HOMAG live — free of charge via video diagnostics. This makes it possible for the HOMAG specialist to identify possible errors quickly and often fix them immediately. Instructions, films, images, or 3D drawings can also be made available on mobile devices.

[For more information on the app, see page 92](#)

intelliServiceNet |

The teleservice solution of the future

- View previous assignments via the web portal
- Predictive maintenance thanks to enhanced diagnostic options and various service apps
- Production can be resumed faster after a machine malfunction thanks to more extensive access to physical data for the teleservice employee

With ISN (intelliServiceNet), HOMAG is creating a modern teleservice connection. Users simply contact TeleService employees as usual, either via the ServiceBoard app, by telephone or by email. The advantage? Users receive faster and more focused assistance based on the latest, future-proof technology.



Easy to get. And easy to use.

tapio is the open wood industry ecosystem

This means that everyone involved in the wood industry can participate.
Because together with our business partners, we develop digital solutions for everyone.



Just have a try:

Free use of the MachineBoard app! Just register under tapio and „connect“ the machine www.tapio.one. The complimentary usage is limited in time.

Apps that make working life easier

tapio

Partner

DataSave

- Protects machine and configuration expertise
- Faster service for machine breakdowns
- Saves time when restarting production
- Saves on maintenance costs
- Automatic backups of several machines

ServiceBoard

- Create service cases quickly and easily and send them to the correct service partner
- Live video diagnostics to solve service cases with image support
- Video reduces the language and distance barriers
- Also works without a machine connection to tapio (and is therefore ideal for older machines)

MachineBoard

- Push notifications
- Machine data and status can be viewed from anywhere in real time
- Lists of errors, warnings, maintenance tasks and actions
- Displays the remaining time until the next intervention by the machine operator



Free demo for all tapio apps, no registration required. Simply download and test.

Currently available in the EU and Switzerland

(Due to the fast pace of the IT-landscape, the compatibility to the tapio platform is warranted for five years.)

HOMAG Group AG

info@homag.com

www.homag.com



YOUR SOLUTION